

# TRADITIONS Latchsets Product Data

## Knob & Lever Latchset Tubular Latch Features

- Small roses will NOT fit 2 1/8" bore.
- For residential and commercial use. **Consult with OMNIA for commercial applications.**
- 2 3/8" (standard) and 2 3/4" backsets available.
- Supplied for 2 3/8" backset and 1 3/8" door thickness unless otherwise specified.
- All lever latchsets meet ADA accessibility requirements.
- Each set consists of solid brass knobs or levers, surface mounted roses, latch, strike, dust box, faceplate, spindle, all necessary mounting screws, installation template and instructions.

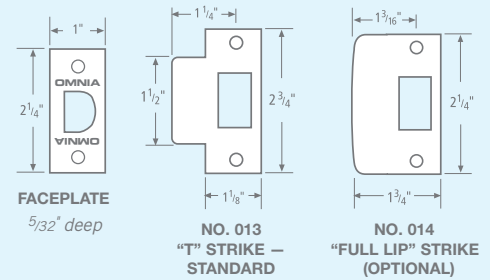
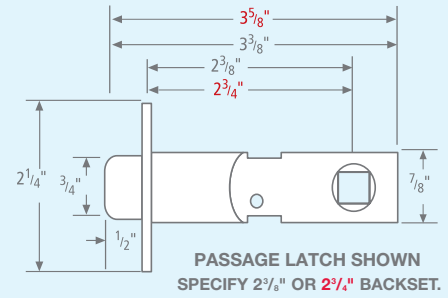


All OMNIA lever latchsets meet ADA accessibility requirements.

- 28° rotation to retract latch.
- Tough, non-rusting materials used throughout. Face covers and strikes are solid brass. No. 013 "T" strike supplied as a standard, or No. 014 "Full Lip" strike as an option. Specify when ordering.
- For over fifty-five years, OMNIA's latches have been opening and closing millions of doors all around the world.

### Functions

- **PA – Passage:** Latch operates by knob or lever from either side of door.
- **PR – Privacy:** For sets with 1 3/4" and 2 3/16" dia. roses, a separate mortise privacy bolt must be ordered. Locks by privacy bolt with turnpiece on inside; emergency release on outside privacy rose.
- **SD – Single Dummy:** Trim on one side of door only. Surface mounted. Knob or lever with rose. For pair dummy, order two single dummies.



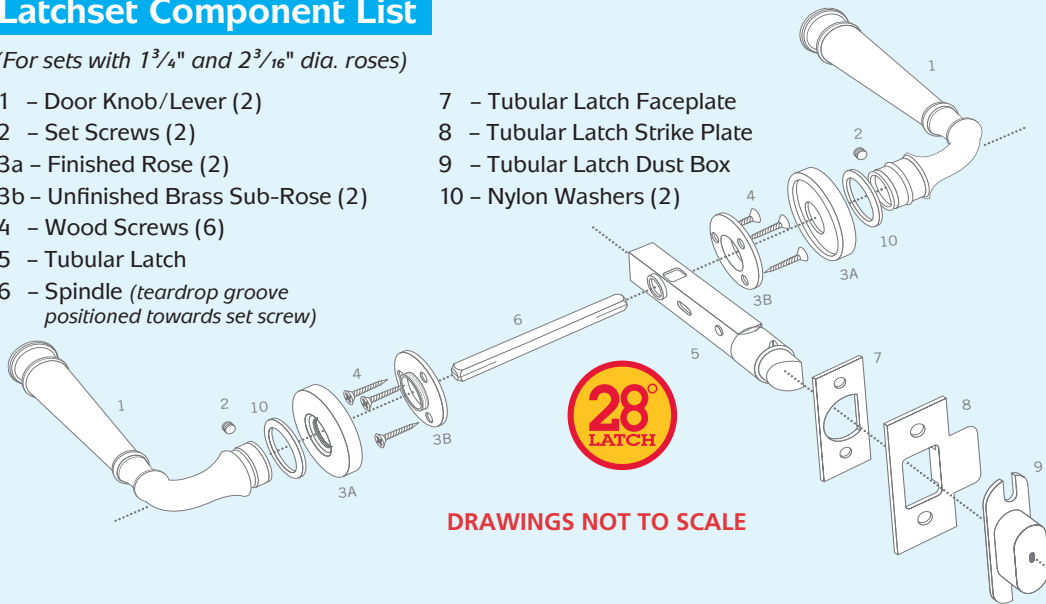
### FINISH CODES

- 3** Polished Brass, Lacquered
- 3A** Polished Brass, Unlacquered
- 5A** Antique Bronze, Unlacquered
- 10B** Black, Oil-Rubbed, Lacquered
- 14** Polished Nickel Plated, Lacquered
- 15** Satin Nickel Plated, Lacquered
- 26** Polished Chrome Plated

## Latchset Component List

(For sets with 1 3/4" and 2 3/16" dia. roses)

- 1 – Door Knob/Lever (2)
- 2 – Set Screws (2)
- 3a – Finished Rose (2)
- 3b – Unfinished Brass Sub-Rose (2)
- 4 – Wood Screws (6)
- 5 – Tubular Latch
- 6 – Spindle (teardrop groove positioned towards set screw)
- 7 – Tubular Latch Faceplate
- 8 – Tubular Latch Strike Plate
- 9 – Tubular Latch Dust Box
- 10 – Nylon Washers (2)



## How to Order Traditions

### EXAMPLE:

All sets shipped standard for 2 3/8" backset and 1 3/8" door thickness and T strike.

Design	Rose Option	Handing	Door Thickness & Backset*	Strike*	Function	Finish
<b>752</b>	<b>/ 00</b>		<b>A</b>	<b>F</b>	<b>PA</b>	<b>3A</b>
Lever or Knob Item #	00 = Standard 45 = 1 3/4" Dia. 55 = 2 3/16" Dia. RT = Rectangle	R = Right L = Left	A = 1 3/8" x 2 3/4" B = 1 3/4" x 2 3/8" C = 1 3/4" x 2 3/4"	F = Full Lip Strike (Insert only if needed)	See Function Codes (Above)	See Finish Codes (Above)

\*If door is standard 1 3/8" x 2 3/8" then enter nothing for Door Thickness/Backset and Strike.

Product order number would be **752/00AF.PA3A** or **752/00.SD3A** for a single dummy.

### PASSAGE/PRIVACY