

# Prodigy Latchsets Product Data

## Knob & Lever Latchsets

- 2<sup>3</sup>/<sub>8</sub>" (standard) and 2<sup>3</sup>/<sub>4</sub>" backsets available.
- Supplied for both 1<sup>3</sup>/<sub>8</sub>" and 1<sup>3</sup>/<sub>4</sub>" door thickness as standard. The minimum door thickness is 1<sup>1</sup>/<sub>4</sub>" and the maximum door thickness is 2<sup>1</sup>/<sub>2</sub>" (please specify).
- All lever latchsets meet ADA accessibility requirements.
- Each set consists of solid brass knobs or levers, thru-bolted rose mechanisms, finished rose covers, latch, strike, faceplate, spindle, all necessary mounting screws, installation template and instructions.

## Tubular Latch Features

- 55° rotation to retract latch. (For knobs)
- 28° rotation to retract latch. (For levers)

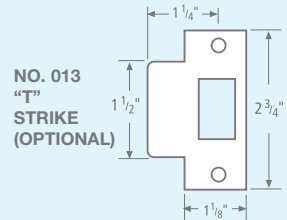
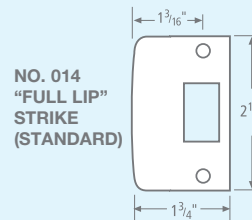
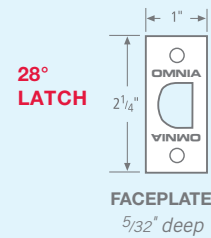
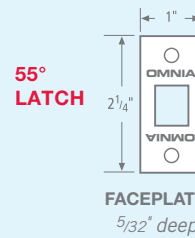
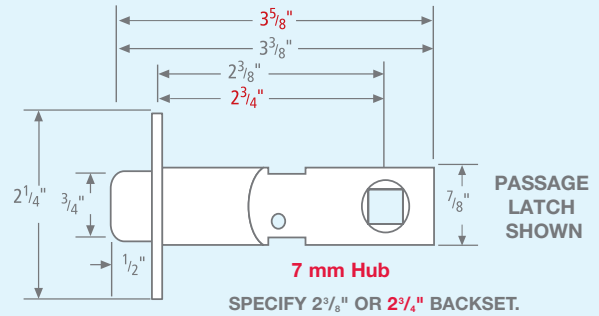
- Tough, non-rusting materials used throughout. Face covers and strikes are solid brass. No. 014 "Full Lip" strike supplied as standard or No. 013 "T" strike as an option. (Specify.)
- For over fifty-five years, OMNIA's latches have been opening and closing millions of doors all around the world.

## Functions

- **PA - Passage:** Latch operates by knob or lever from either side of door.
- **PR - Privacy:** Push pin provided for privacy inside room. Emergency release hole for outside room. Emergency release key also provided.
- **SD - Single Dummy:** Trim on one side of door only. Surface mounted. Knob or lever with rose. For pair dummy, order two single dummies.



All OMNIA lever latchsets meet ADA accessibility requirements.

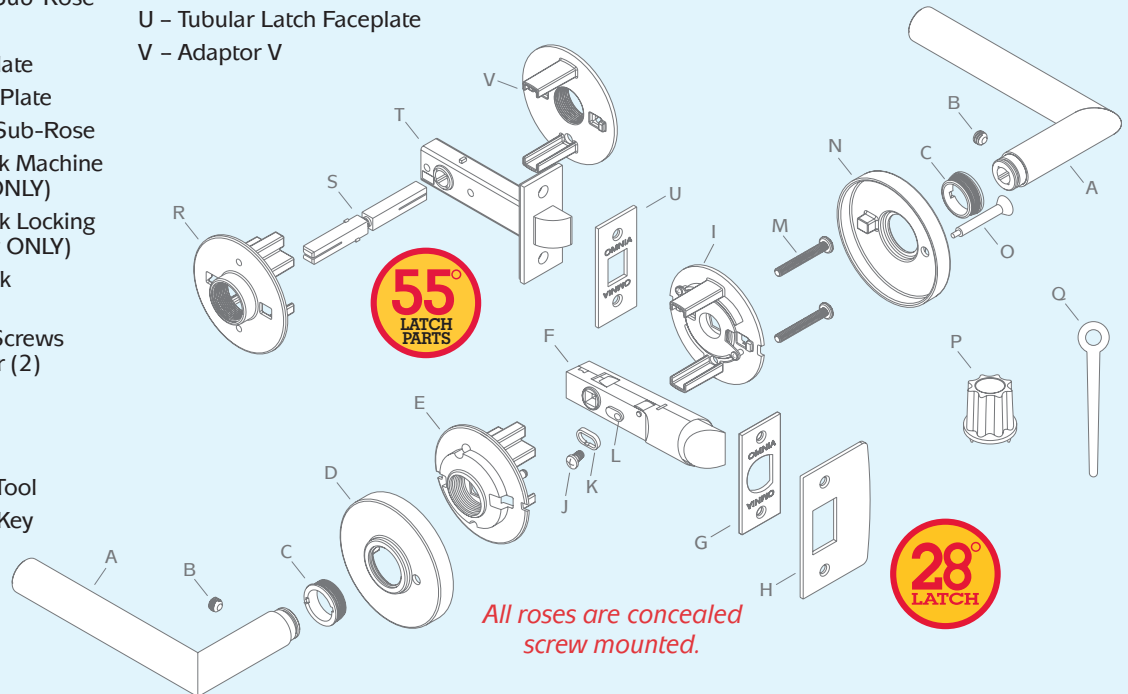


## Latchset Component List

- A - Door Knob/Lever (2)
- B - Set Screws (2)
- C - Nylon Threaded Washers (2)
- D - Finished Rose
- E - Metal Spring Assist Sub-Rose
- F - Tubular Latch
- G - Tubular Latch Faceplate
- H - Tubular Latch Strike Plate
- I - Metal Spring Assist Sub-Rose
- J - Privacy Locking Block Machine Screw (For Privacy ONLY)
- K - Privacy Locking Block Locking Stopper (For Privacy ONLY)
- L - Privacy Locking Block (For Privacy ONLY)
- M - Thru-Bolt Machine Screws with Locking Washer (2)
- N - Finished Rose
- O - Privacy Locking Pin (For Privacy ONLY)
- P - Washer Installation Tool
- Q - Emergency Release Key

### (55° Latch Parts)

- R - Adaptor R
- S - Spindle (Teardrop groove positioned towards set screw)
- T - Tubular Latch
- U - Tubular Latch Faceplate
- V - Adaptor V



DRAWINGS NOT TO SCALE


# Prodigy Latchsets Product Data

FOR PRODUCTS  
SHOWN ON  
PAGES 24-27.


## FINISH CODES



**3**  
Polished  
Brass,  
Lacquered




**3A**  
Polished  
Brass,  
Unlacquered\*



**US4**  
Satin  
Brass,  
Lacquered



**5**  
Antique  
Brass,  
Lacquered\*\*




**10B**  
Black,  
Oil-Rubbed,  
Lacquered




**14**  
Polished  
Nickel Plated,  
Lacquered



**15**  
Satin Nickel  
Plated,  
Lacquered



**26**  
Polished  
Chrome  
Plated



**26D**  
Satin  
Chrome  
Plated\*\*\*



**TB**  
Tuscan  
Bronze,  
Lacquered

\***3A** Only available for 434, 458, 565 & 955 with Traditional rose.

\*\***5** Only available for 566, 936, 955 and 956.

\*\*\***26D** Only available for 912, 925, 930 & 935 with Modern, Rectangular or Square rose.

## How to Order Prodigy

### EXAMPLE: PASSAGE/PRIVACY

All sets shipped standard for 2 3/8" backset and 1 3/8" door thickness and Full Lip strike.

Design	Rose Option	Levers Only*	Latch	Strike	Function	Finish
<b>895</b>	<b>AR</b> /	<b>X</b>	<b>238</b>	<b>F</b>	<b>PA</b>	<b>15</b>
Lever or Knob Item#	TD = Traditional MD = Modern AR = Arched RT = Rectangular SQ = Square		238 = 2 3/8" Backset 234 = 2 3/4" Backset	F = Full Lip Strike T = "T" Strike	See Function Codes (Page 98)	See Finish Codes (Above)

\*Also include an "X" when ordering knobs with a 28° latch.

Product order number would be **895AR/X238F.PA15**  
or **895AR/R.SD15** for a single dummy.