

Multipoint Trim Product Data

American Cylinder Above (ACA)

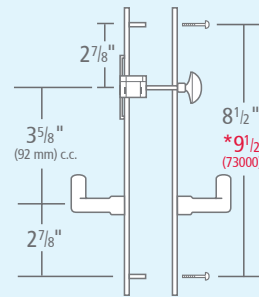
Solid Brass Designs



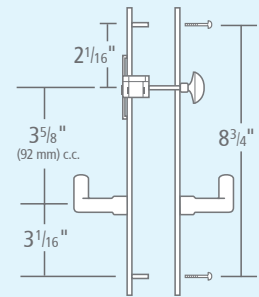
Stainless Steel



71000 & 72000 Dimensions 73000 Differs in height only*



74000 Dimensions



American Cylinder Below (ACB)

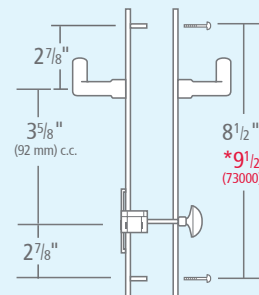
Solid Brass Designs



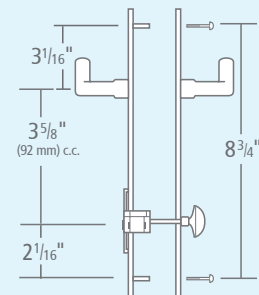
Stainless Steel



71000 & 72000 Dimensions 73000 Differs in height only*



74000 Dimensions



European Cylinder Below (ECB)

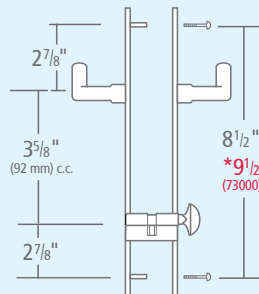
Solid Brass Designs



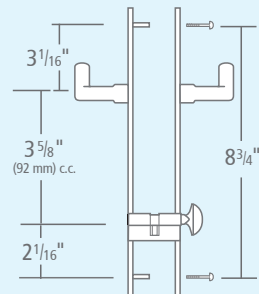
Stainless Steel



71000 & 72000 Dimensions 73000 Differs in height only*



74000 Dimensions



Turnpiece & Cylinder Components

American Cylinder Above (ACA) & American Cylinder Below (ACB)



No. 103
Ships standard with 71000 plate for American Cylinder.



No. 102
Ships standard with 72000 or 74000 plate for American Cylinder.



No. 6000
Ships standard with 73000 plate for American Cylinder.



**No. 1599
American
Cylinder**



**American
Cylinder Collar**
MPCH/RA (Rect.)
MPCH/OA (Oval)

European Cylinder Below (ECB)



**No. 805/41
European Cylinder**
Turnpiece only for patio function



**No. 805/82
European Cylinder**
Turnpiece cylinder by key for entrance



**European
Cylinder Collar**
MPCH/RP (Rect.)
MPCH/OP (Oval)

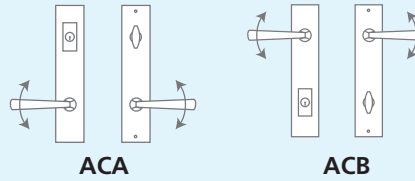
Multipoint Trim Product Data

Functions

ENTRY – ACA or ACB, with American Cylinder

Set includes:

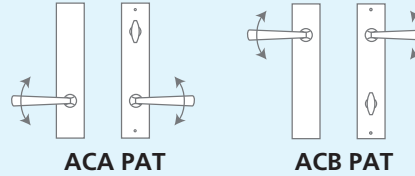
- | | |
|--|---|
| (2) Backplates | (1) American Cylinder with a lazy tailpiece |
| (1) Cylinder Collar mounted 3 5/8" (92 mm) c.c. above or below the lever handles | (1) Turnpiece |
| (2) Levers with spindles | (2) Thru-bolt screws |



Active levers both sides. Key outside, by turnpiece inside.

PAT – Patio Function for ACA or ACB

- | | |
|--------------------------|----------------------|
| (2) Backplates | (1) Turnpiece |
| (2) Levers with spindles | (2) Thru-bolt screws |

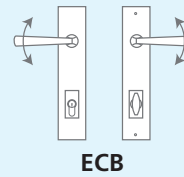


Active levers both sides. Turnpiece inside.

ENTRY – ECB, with European (Profile) Cylinder

Set includes:

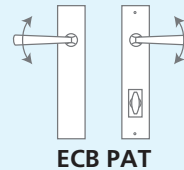
- | | |
|--|--|
| (2) Backplates | (1) European Profile Cylinder with key outside, turnpiece inside |
| (2) Cylinder Collars mounted 3 5/8" (92 mm) c.c. below the lever handles | (2) Thru-bolt screws |
| (2) Levers with spindles | |



Active levers both sides. Key outside, by turnpiece inside.

PAT – Patio Function for ECB

- | | |
|--------------------------|------------------------|
| (2) Backplates | (1) Turnpiece Cylinder |
| (2) Levers with spindles | (2) Thru-bolt screws |



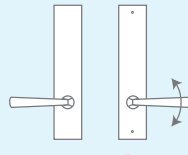
Active levers both sides. Turnpiece inside.

PDA – Pair Dummy Active for ACA, ACB or ECB

Set includes:

- | |
|--------------------------|
| (2) Backplates |
| (2) Levers with spindles |
| (2) Thru-bolt screws |

Active lever inside, by inactive lever outside.



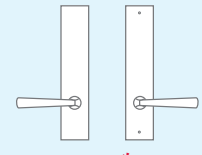
PDA*

PD – Pair Dummy for ACA, ACB or ECB

Set includes:

- | |
|--------------------------|
| (2) Backplates |
| (2) Levers with spindles |
| (2) Thru-bolt screws |

Inactive levers both sides.



PD*

*Drawing shows ACA only. Also available as ACB or ECB.

Thru-Bolting Mounting Screws are in a fixed location and cannot be modified. In some cases, new thru-bolting holes are required to be drilled at 8 1/2" (216 mm) c.c. (9 1/2" (242 mm) c.c. for 73000 plate). In most cases, our backplates will cover any existing thru-bolting holes. Our trim is intended to replace standard trim shipped by most door manufacturers.

Backplate Dimensions

71000 SERIES

- 9 3/8" (244 mm) Long
- 1 3/4" (44 mm) Wide
- 1/2" (12.5 mm) Projection
- 8 1/2" (216 mm) c.c. Thru-Bolting

72000 SERIES

- 9 13/16" (250 mm) Long
- 2" (50 mm) Wide
- 1/2" (12.5 mm) Projection
- 8 1/2" (216 mm) c.c. Thru-Bolting

73000 SERIES

- 11" (280 mm) Long
- 1 5/8" (40 mm) Wide
- 7/16" (10 mm) Projection
- 9 1/2" (242 mm) c.c. Thru-Bolting

74000 SERIES

- 10 5/8" (270 mm) Long
- 2 1/8" (55 mm) Wide
- 3/8" (19 mm) Projection
- 8 3/4" (222 mm) c.c. Thru-Bolting

How to Order Multipoint Trim

EXAMPLE:

| | | | | |
|-------------------------|-----------------------------|---|---|---|
| <i>Plate</i> | <i>Design</i> | <i>Function</i> | <i>Handing</i> | <i>Finish</i> |
| 71 | 055 | ACA | L | 15 |
| <small>Series #</small> | <small>Lever Item #</small> | <small>See Function Codes Above</small> | <small>L = Left-Handed R = Right-Handed</small> | <small>See Finish Codes (Page 106)*</small> |

*See individual product entries for available finishes.

Product order number would be **71055ACAL.15**