

# OMNIA

MULTIPOINT TRIM



## AMERICAN CYLINDER ABOVE (ACA)\*

### Solid Brass Designs



71000ACA

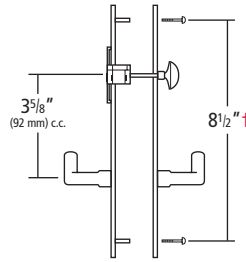


72000ACA

### Stainless Steel



73000ACA



† 73000 plate is 9 1/2"

\*Position of cylinder is 3 5/8" (92 mm) center-to-center from lever hole.

## AMERICAN CYLINDER BELOW (ACB)\*

### Solid Brass Designs



71000ACB

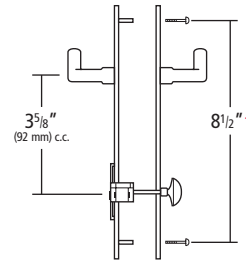


72000ACB

### Stainless Steel



73000ACB



† 73000 plate is 9 1/2"

\*Position of cylinder is 3 5/8" (92 mm) center-to-center from lever hole.

## EUROPEAN CYLINDER BELOW (ECB)\*

### Solid Brass Designs



71000ECB

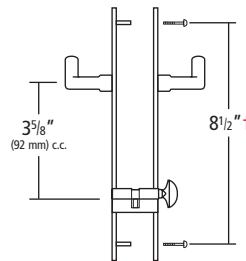


72000ECB

### Stainless Steel



73000ECB



† 73000 plate is 9 1/2"

\*Position of cylinder is 3 5/8" (92 mm) center-to-center from lever hole.

## FINISH INDEX



US3A  
POLISHED BRASS,  
UNLACQUERED



US3  
POLISHED BRASS,  
LACQUERED




US5A  
ANTIQUE BRONZE,  
UNLACQUERED



SB  
SHADED BRONZE,  
LACQUERED



US14  
POLISHED NICKEL  
PLATED, LACQUERED



US10B  
OIL-RUBBED BRONZE,  
LACQUERED



US15  
SATIN NICKEL PLATED,  
LACQUERED



US26  
POLISHED  
CHROME PLATED



US26D  
SATIN  
CHROME PLATED



US32D  
SATIN  
STAINLESS STEEL

(See price list for finish availability.)

## BACKPLATE DIMENSIONS

**71000 Series:** 9 5/8" (244 mm) Long  
1 3/4" (44 mm) Wide  
1/2" (12.5 mm) Projection  
8 1/2" (216 mm) c.c. Thru-Bolting

**72000 Series:** 9 13/16" (250 mm) Long  
2" (50 mm) Wide  
1/2" (12.5 mm) Projection  
8 1/2" (216 mm) c.c. Thru-Bolting

**73000 Series:** 11" (280 mm) Long  
1 5/8" (40 mm) Wide  
7/16" (10 mm) Projection  
9 1/2" (242 mm) c.c. Thru-Bolting

## PLATE WITH LEVER DESIGN OPTIONS

All trim available as ACA, ACB, or ECB. (See page 2 for details.)

### 71000 Series



### 72000 Series



### 73000 Series



## OTHER PLATE OPTIONS ARE AVAILABLE:



*Additional lever designs are available for use with all plates.*

# TURNPIECE & CYLINDER COMPONENTS

## AMERICAN CYLINDER ABOVE (ACA) & AMERICAN CYLINDER BELOW (ACB)



**No. 103**  
Ships standard with 71000 plate for American Cylinder.



**No. 102**  
Ships standard with 72000 plate for American Cylinder.



**No. 6000**  
Ships standard with 73000 plate for American Cylinder.



**No. 1599**  
American Cylinder



**American Cylinder Collar**  
MPCH/RA (Rect.)  
MPCH/OA (Oval)

## EUROPEAN CYLINDER BELOW (ECB)



Turnpiece only for patio function

**No. 805/41**  
European Cylinder



Turnpiece cylinder by key for entrance

**No. 805/82**  
European Cylinder



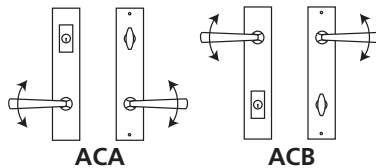
**European Cylinder Collar**  
MPCH/RP (Rect.)  
MPCH/OP (Oval)

# TECHNICAL INFORMATION

## FUNCTIONS AVAILABLE:

### Entry Function – ACA or ACB with American Cylinder

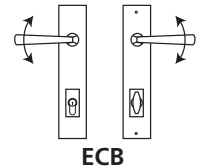
Set includes:  
2 – Backplates  
1 – Cylinder Collar mounted 3<sup>5</sup>/<sub>8</sub>" (92 mm) c.c. above or below the lever handles  
2 – Levers with spindles  
1 – American Cylinder with a lazy tailpiece  
1 – Turnpiece  
2 – Thru-bolt screws



Active levers both sides.  
Key outside, by turnpiece inside.

### Entry Function – ECB with a European (Profile) Cylinder

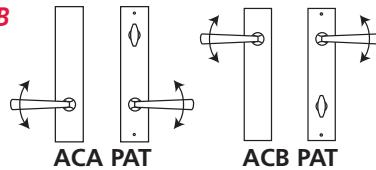
Set includes:  
2 – Backplates  
2 – Cylinder Collars mounted 3<sup>5</sup>/<sub>8</sub>" (92 mm) c.c. below the lever handles  
2 – Levers with spindles  
1 – European Profile Cylinder with key outside, turnpiece inside  
2 – Thru-bolt screws



Active levers both sides.  
Key outside, by turnpiece inside.

### Patio Function (PAT) – ACA or ACB

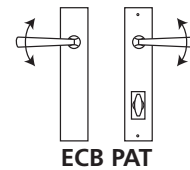
2 – Backplates  
2 – Levers with spindles  
1 – Turnpiece  
2 – Thru-bolt screws



Active levers both sides. Turnpiece inside.

### Patio Function (PAT) – ECB

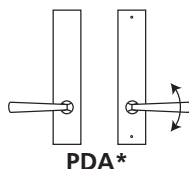
2 – Backplates  
2 – Levers with spindles  
1 – Turnpiece Cylinder  
2 – Thru-bolt screws



Active levers both sides. Turnpiece inside.

### Pair Dummy Active (PDA) – ACA, ACB or ECB

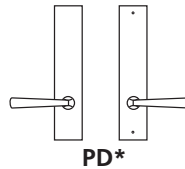
2 – Backplates  
2 – Levers with spindles  
2 – Thru-bolt screws



Active lever inside, by inactive lever outside.

### Pair Dummy (PD) – ACA, ACB or ECB

2 – Backplates  
2 – Levers with spindles  
2 – Thru-bolt screws



Inactive levers both sides.

Thru-Bolting Mounting Screws are in a fixed location and cannot be modified. In some cases, new thru-bolting holes are required to be drilled at 8<sup>1</sup>/<sub>2</sub>" (216 mm) c.c. (9<sup>1</sup>/<sub>2</sub>" (242 mm) c.c. for 73000 plate). In most cases, our backplates will cover any existing thru-bolting holes. Our trim is intended to replace standard trim shipped by most door manufacturers.

\*Drawing shows ACA only. Also available as ACB or ECB.

**OMNIA**  
INDUSTRIES, INC.



Box 330, Cedar Grove, NJ 07009 ■ [www.OmniaIndustries.com](http://www.OmniaIndustries.com) ■ 973.239.7272 ■ Fax: 973.239.5960

© Copyright 2011, Omnia Industries, Inc.



No. MTC1111