

Entrance Handlesets Product Data

(Brass)

Solid Brass Mortise Lock Handleset Specifications

- **Backset:** 2¹/₂" or 2³/₄". (2¹/₂" b.s. shipped standard.)
- **Doors:** 3⁷/₈" minimum stile for 2¹/₂" b.s. lock. 4³/₈" minimum stile for 2³/₄" b.s. lock. 1³/₄" thick as a standard. For doors over 1³/₄" thick, specify door thickness.
- **Case:** 2¹/₂" b.s.: 3⁵/₈" x 6¹/₁₆" x 1⁵/₁₆"
2³/₄" b.s.: 3¹⁵/₁₆" x 6¹/₁₆" x 1⁵/₁₆"
Heavy wrought steel with zinc dichromate finish for corrosion resistance.
- **Front:** Armored steel front, adjustable for beveled conditions. With 8" x 1¹/₄" solid brass faceplate. Finished to match trim.
- **Latchbolt:** 1" x 5⁵/₈" x 3³/₄" full throw. Solid brass with anti-friction design. US4 finish only.
- **Deadbolt:** 1³/₁₆" x 9⁹/₁₆" x 1" full throw. Solid brass, one-piece component with saw-proof insert. US4 finish only.
- **Springs:** High carbon steel.
- **Strike:** Solid brass curved lip strike. 4⁷/₈" x 1¹/₄" x lip 1¹/₄" to center. Finished to match trim. Dust box shipped with set.

Backplate Dimensions

Amagansett

Exterior: 21" x 2⁷/₈" x 3³/₈"

Interior: 13⁷/₈" x 2⁷/₈" x 3³/₈"

Georgica

Exterior: 22¹/₈" x 3" x 3³/₈"

Interior: 14" x 3" x 3³/₈"

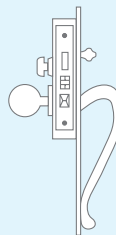
Conforms to requirements of ANSI / BHMA A156.13 Series 1000.



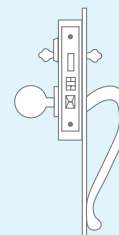
- **Hand:** Fully reversible. When ordering specify right hand or left hand, and if reverse bevel is needed.
- **Cylinder:** Solid brass from bar stock. Made in USA. Supplied with Schlage® "C" keyway as a standard and two OMNIA nickel silver keys. Ship standard Keyed Different (KD). Specify Keyed Alike (KA) when needed. Special keying available upon request.
- **Hubsize:** .290" (7 mm or 3³/₈") hub. Broached on the square position. Hub is on one side of the lock only.

Lock Function Options


- **A – Standard:** Latchbolt operates by knob or lever inside, thumbpiece outside except when outside trim is locked by rocker switch; then opens by key outside, by knob or lever inside. Deadbolt activated by key outside and turnpiece inside.



- **AC – Double Cylinder:** Latchbolt operates by knob or lever inside, thumbpiece outside except when outside trim is locked by rocker switch; then opens by key outside, by knob or lever inside. Deadbolt activated only by key from either side.



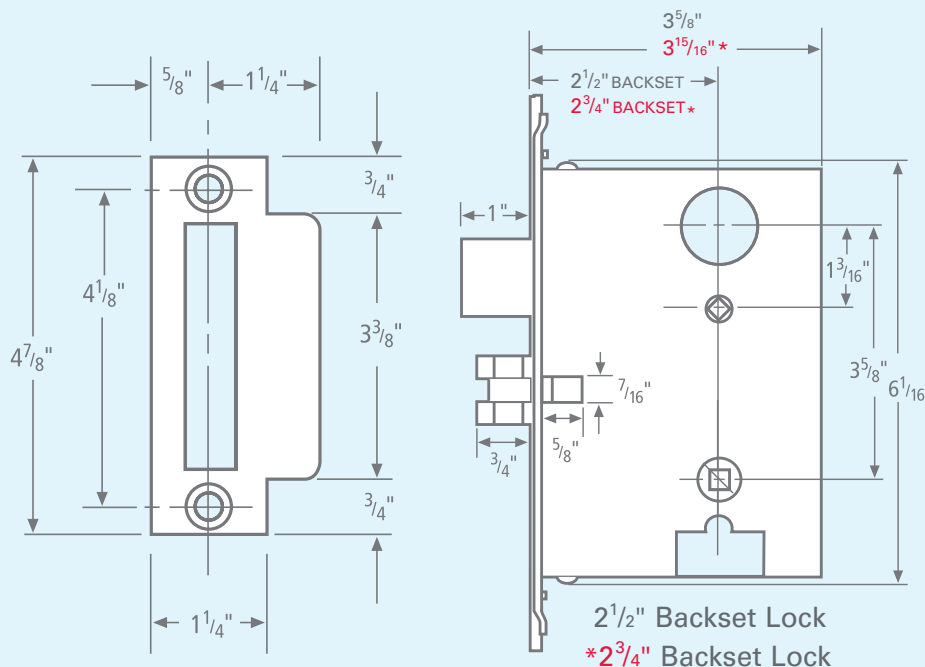
- **F – Panic Proof:** Latchbolt operates by knob or lever inside, thumbpiece outside, except when outside trim is locked by rocker switch. Deadbolt activated by key outside and turnpiece inside. Turning of inside knob or lever will retract both deadbolt and latchbolt at the same time.



Other functions available on request.

Dummy applications not recommended for commercial use.

DRAWINGS NOT TO SCALE



Same strike supplied with both 2¹/₂" and 2³/₄" b.s. locks.

Entrance Handlesets Product Data (Brass)

FINISH CODES

FINISH	DESCRIPTION	ORDERING CODE
US3	Polished Brass, Lacquered	1
US15	Satin Nickel Plated, Lacquered	15
SB	Shaded Bronze, Lacquered	4
BAS	Siena Brass, Lacquered	BAS
BPS	Venetian Nickel, Lacquered	BPS
D	Florentine Brass, Lacquered	D
ETR	Etruscan Bronze, Lacquered	ETR

How to Order Brass Entrance Handlesets

EXAMPLE: ACTIVE

Set Name	Function	Interior Trim	Handing	Finish
GEORGICA <i>Amagansett or Georgica</i>	A <i>See Function Codes (Page 113)</i>	059 <i>See 3-Digit Interior Trim Option (Page 83)</i>	R <i>L = Left-Handed R = Right-Handed</i>	BAS <i>See Finish Codes (Above)</i>

Product order number would be **GEORGICA.A059RBAS**
or **GEORGICA.PD059RBAS** for a pair dummy.

2 1/2" backset shipped standard. Specify 2 3/4" backset when ordering.

For doors over 1 3/4" thick, please specify door thickness.

For doors 2" thick or thicker, please call OMNIA for additional charges that may apply.