



2 0 2 3 D O O R H A R D W A R E

OMNIA

MANUFACTURERS OF FINE LOCKSETS & ARCHITECTURAL HARDWARE

Suggested Retail Prices Effective February 1, 2023



The story of

OMNIA

Over 55 years ago, our company's founder, Alberto R. Comini came to this country with a vision to introduce beautifully designed and crafted Italian architectural hardware to the U.S. market. To this day, OMNIA has steadfast ties to Italy, and while now helmed by the next generation of Comini family members, we continue to stay true to our founding principle of forging our own path.

It is all the people behind our products that make up the OMNIA family, including our fiercely loyal employees, and our customers and vendors with whom we have fostered long-standing relationships. As our business grows, so does our family tree and new opportunities are greeted with Italian hospitality and warmth.

Over the course of our history, OMNIA has built a legacy upon developing products innovative in both design and technological advancement. Our focus is always on what lies ahead, and we constantly challenge ourselves to stay in the forefront of our industry.



OMNIA products are meticulously fabricated from the finest brass materials and premium-grade stainless steel to meet exceptional standards and a finished project of your dreams. Choose hardware that is expressly YOU, and come to know the look and feel of OMNIA.

This catalog showcases our current product offerings, shown with suggested retail prices that are subject to change at any time.



Products Overview

For ease of navigation, this is a **live PDF**. Listings below are linked to their respective pages, and any page numbers referenced within the catalog's text or graphics will take you to those pages when clicked on. You can return to this contents page at any time by clicking on any catalog page number.

FINISHES	3	ENTRANCE HANDLESETS	82-85
LATCHSETS	4-37	HINGES	86-88
Modern Latchsets	5-10	CREMONE BOLTS	89
Stainless Steel Latchsets	11-14	PRODUCT DATA	90-116
PVD Stainless Steel Latchsets	15	Modern Latchsets Product Data	91-93
Traditions Latchsets	16-20	Stainless Steel/PVD Latchsets Product Data	94-95
ARC Latchsets	21-23	Traditions Latchsets Product Data	96
Prodigy Latchsets	24-27	ARC Latchsets Product Data	97
Classico Latchsets	28-30	Prodigy Latchsets Product Data	98-99
Privacy Bolts	31-33	Classico Latchsets Product Data	100
Interior Mortise Locks	34-36	Interior Mortise Locks Product Data	101
Mortise Deadlocks	37	Mortise Deadlocks Product Data	102
AUXILIARY DEADBOLTS	38-41	Auxiliary Deadbolts Product Data	103
Brass Auxiliary Deadbolts	39-40	Mortise Locksets Product Data	104-106
Stainless Steel Auxiliary Deadbolts	41	Deadbolt Locksets Product Data	107
MORTISE & DEADBOLT LOCKSETS	42-63	OMNIA +  level Product Data	108
Lockset Options	43	Narrow Backset Locksets Product Data	109
Modern Locksets	44-50	Pocket Door Hardware Product Data	110
Stainless Steel Locksets	51-53	Multipoint Trim Product Data	111-112
Traditions Locksets	54-57	Entrance Handlesets Product Data	113-114
ARC Locksets	58-59	Deadbolt Handlesets Product Data	115
Prodigy Locksets	60-62	Hinges Product Data	116
Classico Locksets	63	COMPONENT PARTS	117-119
OMNIA+  level	64-67	OMNIA TERMS & CONDITIONS	120
NARROW BACKSET LOCKSETS	68-71		
POCKET DOOR HARDWARE	72-75		
MULTIPOINT TRIM	76-80		



OMNIA + 
 Look for this red symbol throughout this catalog to find our new smart lock products powered by  level



OMNIA Finishes



US3
POLISHED
BRASS,
LACQUERED



US26
POLISHED
CHROME
PLATED



BAS
SIENA BRASS,
LACQUERED



US3A
POLISHED
BRASS,
UNLACQUERED



US26D
SATIN CHROME
PLATED



BPS
VENETIAN
NICKEL,
LACQUERED



US4
SATIN BRASS,
LACQUERED



US32
POLISHED
STAINLESS
STEEL



D
FLORENTINE
BRASS,
LACQUERED



US5
ANTIQUE
BRASS,
LACQUERED



US32D
SATIN
STAINLESS
STEEL



ETR
ETRUSCAN
BRONZE,
LACQUERED



US5A
ANTIQUE
BRONZE,
UNLACQUERED



SB
SHADED
BRONZE,
LACQUERED



PBL
PVD
BLACK



US10B
BLACK,
OIL-RUBBED,
LACQUERED



TB
TUSCAN
BRONZE,
LACQUERED



PDB
PVD DARK
BRONZE



US14
POLISHED,
NICKEL PLATED,
LACQUERED

**PLEASE CHECK
EACH PRODUCT
TO MAKE SURE A
FINISH IS AVAILABLE
FOR A PARTICULAR
DESIGN.**



PSG
PVD SATIN
GOLD



US15
SATIN,
NICKEL PLATED,
LACQUERED




PTT
PVD
TITANIUM

LATCHSETS

Stainless Steel or Solid Brass Trim

MODERN




STAINLESS STEEL



TRADITIONS



ARC



Prodigy



CLASSICO



OMNIA's latchsets in this program are packaged complete with knobs or levers, specified roses, tubular latch, a metal spring loaded sub-rose, spindle, and all mounting hardware. An installation template is included. Lever latchsets are supplied with extra heavy duty latches.

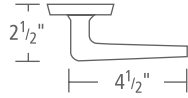
Functions are passage, privacy, and single dummy. These latchsets are designed both for new installations and for replacement hardware on doors with a standard 2¹/₈" bore. Backsets of 2³/₈" and 2³/₄" are available.

The designs range from traditional to contemporary to ornate in a selection of finishes to complement any design motif.



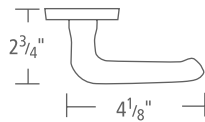

MODERN

36



	Function*	US3 US26 US26D	US10B US14 US15
36M 2 9/16" dia. rose (covers 2 1/8" hole)	PA/PR SD	\$220 77	\$255 99
36S <i>Shown</i> 2 9/16" sq. rose (covers 2 1/8" hole)	PA/PR SD	\$247 90	\$294 109
36M50** 2" dia. rose	PA/PR SD	\$220 77	\$255 99
36S50** 2" sq. rose	PA/PR SD	\$247 90	\$294 109

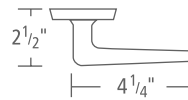
42



Specify RH or LH.

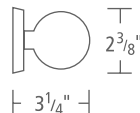
	Function*	US3 US26 US26D	US10B US14 US15
42M <i>Shown</i> 2 9/16" dia. rose (covers 2 1/8" hole)	PA/PR SD	\$225 80	\$260 102
42S 2 9/16" sq. rose (covers 2 1/8" hole)	PA/PR SD	\$252 94	\$306 123
42M50** 2" dia. rose	PA/PR SD	\$225 80	\$260 102
42S50** 2" sq. rose	PA/PR SD	\$252 94	\$306 123

171



	Function*	US26 US26D	US10B US14 US15
171M <i>Shown</i> 2 9/16" dia. rose (covers 2 1/8" hole)	PA/PR SD	\$222 78	\$257 100
171S 2 9/16" sq. rose (covers 2 1/8" hole)	PA/PR SD	\$249 92	\$296 110
171M50** 2" dia. rose	PA/PR SD	\$222 78	\$257 100
171S50** 2" sq. rose	PA/PR SD	\$249 92	\$296 110

198/60



	Function*	US26 US26D	US10B US14 US15
198/60M <i>Shown</i> 2 9/16" dia. rose (covers 2 1/8" hole)	PA/PR SD	\$253 96	\$288 114
198/60S 2 9/16" sq. rose (covers 2 1/8" hole)	PA/PR SD	\$280 110	\$334 135
198/60M50** 2" dia. rose	PA/PR SD	\$253 96	\$288 114
198/60S50** 2" sq. rose	PA/PR SD	\$280 110	\$334 135

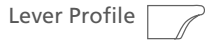
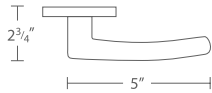
*PA = Passage PR = Privacy SD = Single Dummy

**This rose will not cover 2 1/8" hole.

Suggested retail prices effective February 1, 2023.

MODERN

226



Specify RH or LH.



226M *Shown*
2 9/16" dia. rose
(covers 2 7/8" hole)

Function*
PA/PR
SD

US26
US26D
\$309
122

US10B
US15
\$353
150



226S
2 9/16" sq. rose
(covers 2 7/8" hole)

PA/PR
SD

\$336
142

\$392
166



226M50**
2" dia. rose

PA/PR
SD

\$309
122

\$353
150



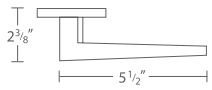
226S50**
2" sq. rose

PA/PR
SD


\$336
142

\$392
166

227



Specify RH or LH.



227M
2 9/16" dia. rose
(covers 2 7/8" hole)

Function*
PA/PR
SD

US26
US26D
\$281
108

US10B
US15
\$328
137



227S *Shown*
2 9/16" sq. rose
(covers 2 7/8" hole)

PA/PR
SD

\$307
128

\$367
153



227M50**
2" dia. rose

PA/PR
SD

\$281
108

\$328
137



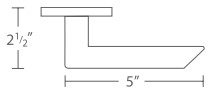
227S50**
2" sq. rose

PA/PR
SD

\$307
128

\$367
153

237



237M *Shown*
2 9/16" dia. rose
(covers 2 7/8" hole)

Function*
PA/PR
SD

US26
US26D
\$237
86

US10B
US14 US15
\$282
89



237S
2 9/16" sq. rose
(covers 2 7/8" hole)

PA/PR
SD

\$262
105

\$321
123



237M50**
2" dia. rose

PA/PR
SD

\$237
86

\$282
89



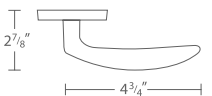
237S50**
2" sq. rose

PA/PR
SD

\$262
105

\$321
123

281



281M *Shown*
2 9/16" dia. rose
(covers 2 7/8" hole)

Function*
PA/PR
SD

US26
US26D
\$216
76

US10B
US14 US15
\$261
103



281S
2 9/16" sq. rose
(covers 2 7/8" hole)

PA/PR
SD

\$243
90

\$307
124



281M50**
2" dia. rose

PA/PR
SD

\$216
76

\$261
103



281S50**
2" sq. rose

PA/PR
SD

\$243
90

\$307
124

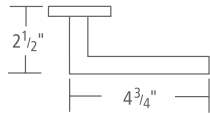

*PA = Passage PR = Privacy SD = Single Dummy

**This rose will not cover 2 7/8" hole.

Suggested retail prices effective February 1, 2023.

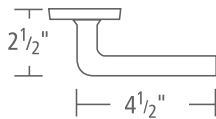

MODERN

364



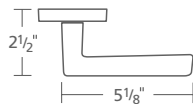

	Function*	US26 US26D	US10B US14 US15
364M <i>Shown</i> 2 9/16" dia. rose (covers 2 1/8" hole)	PA/PR SD	\$225 80	\$260 102
364S 2 9/16" sq. rose (covers 2 1/8" hole)	PA/PR SD	\$252 94	\$306 123
364M50** 2" dia. rose	PA/PR SD	\$225 80	\$260 102
364S50** 2" sq. rose	PA/PR SD	\$252 94	\$306 123

368



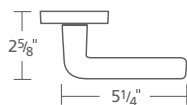
	Function*	US3 US26	US26 US26D	US10B US14 US15
368M 2 9/16" dia. rose (covers 2 1/8" hole)	PA/PR SD	\$230 82		\$265 105
368S <i>Shown</i> 2 9/16" sq. rose (covers 2 1/8" hole)	PA/PR SD	\$257 96		\$304 114
368M50** 2" dia. rose	PA/PR SD	\$230 82		\$265 105
368S50** 2" sq. rose	PA/PR SD	\$257 96		\$304 114

369



	Function*	US3A US26	US4 US26D	US10B US14 US15
369M 2 9/16" dia. rose (covers 2 1/8" hole)	PA/PR SD	\$263 98		\$291 117
369S <i>Shown</i> 2 9/16" sq. rose (covers 2 1/8" hole)	PA/PR SD	\$290 112		\$330 127
369M50** 2" dia. rose	PA/PR SD	\$263 98		\$291 117
369S50** 2" sq. rose	PA/PR SD	\$290 112		\$330 127

375



Specify RH or LH.

	Function*	US3A US26	US4 US26D	US10B US14 US15
375M 2 9/16" dia. rose (covers 2 1/8" hole)	PA/PR SD	\$263 98		\$291 117
375S 2 9/16" sq. rose (covers 2 1/8" hole)	PA/PR SD	\$290 112		\$330 127
375M50** <i>Shown</i> 2" dia. rose	PA/PR SD	\$263 98		\$291 117
375S50** 2" sq. rose	PA/PR SD	\$290 112		\$330 127

*PA = Passage PR = Privacy SD = Single Dummy

**This rose will not cover 2 1/8" hole.

Suggested retail prices effective February 1, 2023.

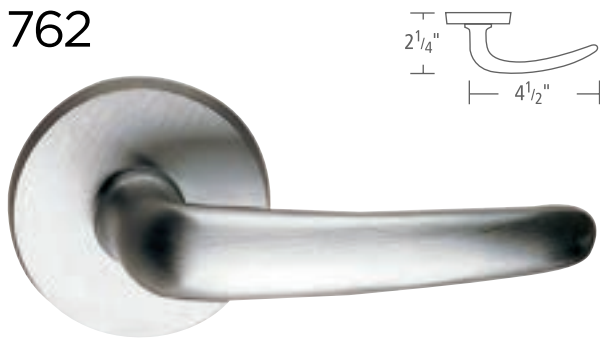
MODERN

381




	Function*	US3A US26	US4 US26D	US10B US15	US14 US15
381M 2 9/16" dia. rose (covers 2 1/8" hole)	PA/PR SD	\$263 98		\$291 117	
381S 2 9/16" sq. rose (covers 2 1/8" hole)	PA/PR SD	\$290 113		\$330 128	
381M50** 2" dia. rose	PA/PR SD	\$263 98		\$291 117	
381S50** Shown 2" sq. rose	PA/PR SD	\$290 113		\$330 128	

762



	Function*	US3 US26D	US26 US26D	US10B US15	US14 US15
762M Shown 2 9/16" dia. rose (covers 2 1/8" hole)	PA/PR SD	\$235 85		\$270 108	
762S 2 9/16" sq. rose (covers 2 1/8" hole)	PA/PR SD	\$262 99		\$316 129	
762M50** 2" dia. rose	PA/PR SD	\$235 85		\$270 108	
762S50** 2" sq. rose	PA/PR SD	\$262 99		\$316 129	

890



	Function*	US3 US26D	US26 US26D	US10B US15	US14 US15
890M Shown 2 9/16" dia. rose (covers 2 1/8" hole)	PA/PR SD	\$199 67		\$207 90	
890S 2 9/16" sq. rose (covers 2 1/8" hole)	PA/PR SD	\$226 81		\$253 111	
890M50** 2" dia. rose	PA/PR SD	\$199 67		\$207 90	
890S50** 2" sq. rose	PA/PR SD	\$226 81		\$253 111	

892



	Function*	US3 US26D	US26 US26D	US10B US15	US14 US15
892M Shown 2 9/16" dia. rose (covers 2 1/8" hole)	PA/PR SD	\$204 69		\$240 93	
892S 2 9/16" sq. rose (covers 2 1/8" hole)	PA/PR SD	\$231 83		\$286 114	
892M50** 2" dia. rose	PA/PR SD	\$204 69		\$240 93	
892S50** 2" sq. rose	PA/PR SD	\$231 83		\$286 114	

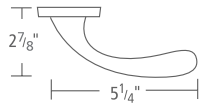
*PA = Passage PR = Privacy SD = Single Dummy

**This rose will not cover 2 1/8" hole.

Suggested retail prices effective February 1, 2023.

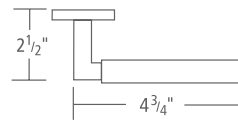
MODERN

905



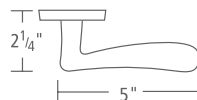
	Function*	US26 US26D	US15
905M <i>Shown</i> 2 9/16" dia. rose (covers 2 1/8" hole)	PA/PR SD	\$242 88	\$253 93
905S 2 9/16" sq. rose (covers 2 1/8" hole)	PA/PR SD	\$269 102	\$299 114
905M50** 2" dia. rose	PA/PR SD	\$242 88	\$253 93
905S50** 2" sq. rose	PA/PR SD	\$269 102	\$299 114

914



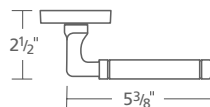
	Function*	US26 US26D	US10B US15	US14
914M 2 9/16" dia. rose (covers 2 1/8" hole)	PA/PR SD	\$285 110	\$328 136	
914S <i>Shown</i> 2 9/16" sq. rose (covers 2 1/8" hole)	PA/PR SD	\$311 123	\$367 145	
914M50** 2" dia. rose	PA/PR SD	\$285 110	\$328 136	
914S50** 2" sq. rose	PA/PR SD	\$311 123	\$367 145	

915

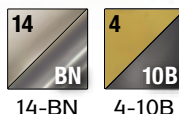


	Function*	US26 US26D	US15
915M <i>Shown</i> 2 9/16" dia. rose (covers 2 1/8" hole)	PA/PR SD	\$273 104	\$290 111
915S 2 9/16" sq. rose (covers 2 1/8" hole)	PA/PR SD	\$300 118	\$336 132
915M50** 2" dia. rose	PA/PR SD	\$273 104	\$290 111
915S50** 2" sq. rose	PA/PR SD	\$300 118	\$336 132

923



923 is also available in these split finishes, where BN and 10B are the barrel finish colors.



	Function*	US3A US26	US4 US26D	US10B 14-BN	US15 4-10B
923M <i>Shown</i> 2 9/16" dia. rose (covers 2 1/8" hole)	PA/PR SD	\$324 127		\$368 153	
923S 2 9/16" sq. rose (covers 2 1/8" hole)	PA/PR SD	\$350 143		\$406 166	
923M50** 2" dia. rose	PA/PR SD	\$324 127		\$368 153	
923S50** 2" sq. rose	PA/PR SD	\$350 143		\$406 166	

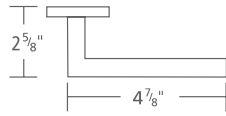
*PA = Passage PR = Privacy SD = Single Dummy





**This rose will not cover 2 1/8" hole.

Suggested retail prices effective February 1, 2023.

MODERN

943



	Function*	US3 US26	US4 US26D	US10B US15	US14
 943M 2 9/16" dia. rose (covers 2 1/8" hole)	PA/PR SD		\$237 84		\$269 107
 943S <i>Shown</i> 2 9/16" sq. rose (covers 2 1/8" hole)	PA/PR SD		\$260 98		\$315 128
 943M50** 2" dia. rose	PA/PR SD		\$237 84		\$269 107
 943S50** 2" sq. rose	PA/PR SD		\$260 98		\$315 128

MODERN Rose Options in Detail

All roses are concealed screw mounted and interlock onto a cassette.

2 1/8" Bore



M

677

Modern

2 9/16" Diameter
3/8" Projection

S

622

Square

2 9/16" Square
7/16" Projection

982

Cassette for Pre-Drilled Doors

for 2 1/8" Bore



1 5/8" Bore



M50

477

Modern 50

2" Diameter
3/8" Projection

S50

477S

Square 50

2" Square
3/8" Projection

981

Small Format Cassette

for 1 5/8" Bore



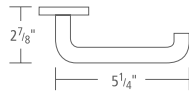
*PA = Passage PR = Privacy SD = Single Dummy

**This rose will not cover 2 1/8" hole.

Suggested retail prices effective February 1, 2023.

STAINLESS STEEL

10



10 Shown
2 7/16" dia. rose
(covers 2 7/8" hole)

Function*	US32D	PBL	PDB	PSG	PTT
PA/PR	\$130	\$179			
SD	46	64			



10S
2 7/16" square rose
(covers 2 7/8" hole)

PA/PR	\$147	\$202			
SD	64	79			



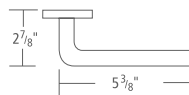
10M52**
2" dia. rose

PA	\$130	N/A			
SD	46	N/A			

PVD
Finishes
Available:



11



11 Shown
2 7/16" dia. rose
(covers 2 7/8" hole)

Function*	US32	US32D
PA/PR	\$161	\$130
SD	58	46



11S
2 7/16" square rose
(covers 2 7/8" hole)


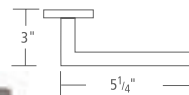
PA/PR	N/A	\$147
SD	N/A	64



11M52**
2" dia. rose

PA	\$161	\$130
SD	58	46

12



12
2 7/16" dia. rose
(covers 2 7/8" hole)

Function*	US32	US32D	PBL	PDB	PSG	PTT
PA/PR	\$163	\$130	\$179			
SD	62	46	64			



12S Shown
2 7/16" square rose
(covers 2 7/8" hole)

PA/PR	N/A	\$147	\$202			
SD	N/A	64	79			




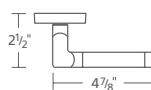
12M52**
2" dia. rose

PA	\$163	\$130	N/A			
SD	62	46	N/A			

PVD
Finishes
Available:



14



14 Shown
2 7/16" dia. rose
(covers 2 7/8" hole)

Function*	US32D
PA/PR	\$237
SD	98



14S
2 7/16" square rose
(covers 2 7/8" hole)

PA/PR	\$264
SD	116



14M52**
2" dia. rose

PA	\$237
SD	98

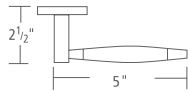
**This rose will not cover 2 1/8" hole. To accomplish privacy function, use separate #6000, #6001, or #60001S bolt. See page 31.

*PA = Passage PR = Privacy SD = Single Dummy

Suggested retail prices effective February 1, 2023.

STAINLESS STEEL

15



15 Shown
2 7/16" dia. rose
(covers 2 1/8" hole)

Function* US32D

PA/PR **\$254**
SD **106**



15S
2 7/16" square rose
(covers 2 1/8" hole)

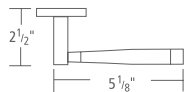

PA/PR **\$281**
SD **124**



15M52**
2" dia. rose

PA **\$254**
SD **106**

18



18 Shown
2 7/16" dia. rose
(covers 2 1/8" hole)

Function* US32D

PA/PR **\$276**
SD **117**



18S
2 7/16" square rose
(covers 2 1/8" hole)

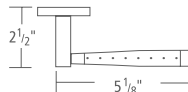

PA/PR **\$303**
SD **141**



18M52**
2" dia. rose

PA **\$276**
SD **117**

19



19 Shown
2 7/16" dia. rose
(covers 2 1/8" hole)

Function* US32D

PA/PR **\$298**
SD **128**



19S
2 7/16" square rose
(covers 2 1/8" hole)

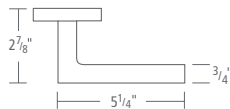

PA/PR **\$325**
SD **146**



19M52**
2" dia. rose

PA **\$298**
SD **128**

22



22
2 7/16" dia. rose
(covers 2 1/8" hole)

Function* US32D

PA/PR **\$167**
SD **62**

PBL PDB
PSG PTT

PVD
Finishes
Available:

PBL

PDB

PSG

PTT



22S Shown
2 7/16" square rose
(covers 2 1/8" hole)

PA/PR **\$194**
SD **80**



22M52**
2" dia. rose

PA **\$167**
SD **62**

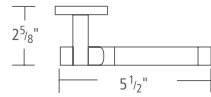

****This rose will not cover 2 1/8" hole. To accomplish privacy function, use separate #6000, #6001, or #60001S bolt. See page 31.**

*PA = Passage PR = Privacy SD = Single Dummy

Suggested retail prices effective February 1, 2023.

STAINLESS STEEL

23



23 Shown
2 7/16" dia. rose
(covers 2 1/8" hole)

Function* US32D

PA/PR **\$231**
SD **94**



23S
2 7/16" square rose
(covers 2 1/8" hole)

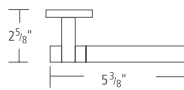
PA/PR **\$258**
SD **112**



23M52**
2" dia. rose

PA **\$231**
SD **94**

25



25
2 7/16" dia. rose
(covers 2 1/8" hole)

Function* US32 US32D PBL PDB PSG PTT
PVD Finishes Available:

PA/PR **\$261** **\$218** **\$277**
SD **113** **90** **106**



25S
2 7/16" square rose
(covers 2 1/8" hole)

PA/PR **N/A** **\$247** **\$309**
SD **N/A** **107** **122**

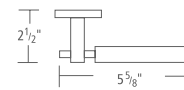


25M52 Shown**
2" dia. rose

PA **\$261** **\$218** **N/A**
SD **113** **90** **N/A**



32



32 Shown
2 7/16" dia. rose
(covers 2 1/8" hole)

Function* US32D

PA/PR **\$193**
SD **78**



32S
2 7/16" square rose
(covers 2 1/8" hole)

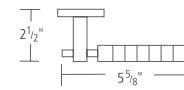

PA/PR **\$220**
SD **96**



32M52**
2" dia. rose

PA **\$193**
SD **78**

33



33 Shown
2 7/16" dia. rose
(covers 2 1/8" hole)

Function* US32D

PA/PR **\$195**
SD **79**



33S
2 7/16" square rose
(covers 2 1/8" hole)

PA/PR **\$222**
SD **103**



33M52**
2" dia. rose

PA **\$195**
SD **79**

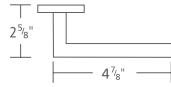
****This rose will not cover 2 1/8" hole. To accomplish privacy function, use separate #6000, #6001, or #60001S bolt. See page 31.**

*PA = Passage PR = Privacy SD = Single Dummy

Suggested retail prices effective February 1, 2023.

STAINLESS STEEL

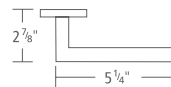
43



43
2 7/16" dia. rose
(covers 2 1/8" hole)

Function*	US32D	PBL PSG	PDB PTT	PVD Finishes Available:
PA/PR SD	\$225 92	\$271 106		PBL
PA/PR SD	\$252 109	\$301 122		PDB
PA SD	\$225 92	N/A N/A		PSG
				PTT

45



Specify RH or LH.



45 *Shown*
2 7/16" dia. rose
(covers 2 1/8" hole)



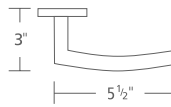
45S
2 7/16" square rose
(covers 2 1/8" hole)



45M52**
2" dia. rose

Function*	US32D
PA/PR SD	\$130 46
PA/PR SD	\$157 64
PA SD	\$130 46

47



47 *Shown*
2 7/16" dia. rose
(covers 2 1/8" hole)



47S
2 7/16" square rose
(covers 2 1/8" hole)



47M52**
2" dia. rose

Function*	US32D
PA/PR SD	\$130 46
PA/PR SD	\$157 64
PA SD	\$130 46

**This rose will not cover 2 1/8" hole. To accomplish privacy function, use separate #6000, #6001, or #60001S bolt. See page 31.

STAINLESS STEEL Rose Options in Detail

Larger roses are concealed screw mounted and interlock onto a cassette (see item #982 on page 10).

2 1/8" Bore



401 (PA) 402 (PR)
Modern

2 7/16" Diameter • 3/8" Projection



401S (PA) 402S (PR)
S Square

2 7/16" Square • 3/8" Projection

1 5/8" Bore



099
M52 Modern 52

2" Diameter • 3/8" Projection

Small rose is surface mounted and will not cover 2 1/8" hole.


*PA = Passage PR = Privacy SD = Single Dummy

Suggested retail prices effective February 1, 2023.

PVD STAINLESS STEEL



10



10 *Shown*
2 7/16" dia. rose


Function*	PBL	PDB	PSG	PTT
PA/PR SD			\$179	64



10S
2 7/16" square rose

PA/PR SD			\$202	79
-------------	--	--	--------------	-----------

12



12 *Shown*
2 7/16" dia. rose

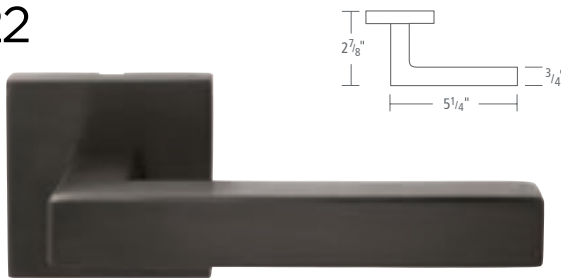
Function*	PBL	PDB	PSG	PTT
PA/PR SD			\$179	64



12S
2 7/16" square rose

PA/PR SD			\$202	79
-------------	--	--	--------------	-----------

22



22
2 7/16" dia. rose

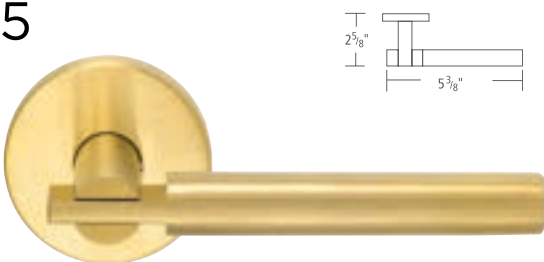
Function*	PBL	PDB	PSG	PTT
PA/PR SD			\$219	81



22S *Shown*
2 7/16" square rose

PA/PR SD			\$236	96
-------------	--	--	--------------	-----------

25



25 *Shown*
2 7/16" dia. rose

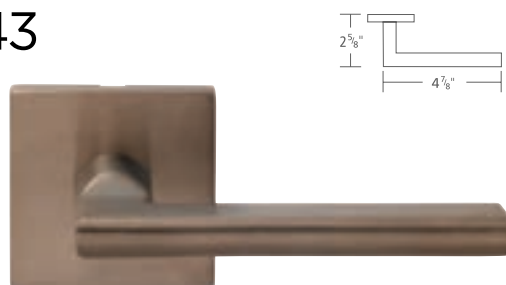
Function*	PBL	PDB	PSG	PTT
PA/PR SD			\$277	106



25S
2 7/16" square rose

PA/PR SD			\$309	122
-------------	--	--	--------------	------------

43



43
2 7/16" dia. rose

Function*	PBL	PDB	PSG	PTT
PA/PR SD			\$271	106



43S *Shown*
2 7/16" square rose

PA/PR SD			\$301	122
-------------	--	--	--------------	------------

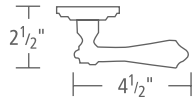
All roses will cover a 2 1/8" hole.

*PA = Passage PR = Privacy SD = Single Dummy




Suggested retail prices effective February 1, 2023.

TRADITIONS

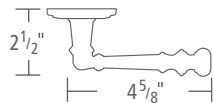

55





Specify RH or LH.

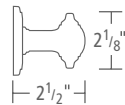
	Function*	US3 US26	US3A US26	US5A US14	US10B US15 SB
 55/00 <i>Shown</i> 2 5/8" dia. rose (covers 2 1/8" hole)	PA/PR SD	\$280 112		\$325 135	
 55/45 ** 1 3/4" (45 mm) dia. rose	PA SD	\$263 116		\$283 125	
 55/55 ** 2 3/16" (55 mm) dia. rose	PA SD	\$263 116		\$283 125	



101



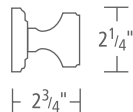
	Function*	US3 US26	US3A US26	US5A US14	US10B US15
 101/00 <i>Shown</i> w/101 2 5/8" dia. octagonal rose (covers 2 1/8" hole)	PA/PR SD	\$346 146		\$358 153	
 101/55 ** 2 3/16" (55 mm) dia. round rose	PA SD	\$284 126		\$296 132	




201



	Function*	US3 US26	US3A US26	US5A US14	US10B US15
 201/00 <i>Shown</i> w/101 2 5/8" dia. octagonal rose (covers 2 1/8" hole)	PA/PR SD	\$420 181		\$452 199	
 201/55 ** 2 3/16" (55 mm) dia. round rose	PA SD	\$354 161		\$385 177	

430



	Function*	US3 US26	US3A US26	US5A US14	US10B US15 SB
 430/00 <i>Shown</i> 2 5/8" dia. rose (covers 2 1/8" hole)	PA/PR SD	\$219 78		\$258 97	
 430/45 ** 1 3/4" (45 mm) dia. rose	PA SD	\$198 83		\$217 92	
 430/55 ** 2 3/16" (55 mm) dia. rose	PA SD	\$198 83		\$217 92	

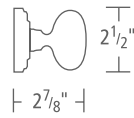
**This rose will not cover 2 1/8" hole. To accomplish privacy function, use separate privacy bolt. See pages 32-33.

*PA = Passage PR = Privacy SD = Single Dummy

Suggested retail prices effective February 1, 2023.

TRADITIONS

432



432/00 *Shown*
2 5/8" dia. rose
(covers 2 1/8" hole)

Function*	US3 US26	US3A US26D	US5A US14	US10B US15	US10B US15 SB
PA/PR SD		\$244 90			\$282 113



432/45**
1 3/4" (45 mm)
dia. rose

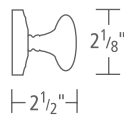
PA SD		\$220 94			\$240 104
----------	--	---------------------------	--	--	----------------------------



432/55**
2 3/16" (55 mm)
dia. rose

PA SD		\$220 94			\$240 104
----------	--	---------------------------	--	--	----------------------------

442



442/00 *Shown*
2 5/8" dia. rose
(covers 2 1/8" hole)

Function*	US3 US26	US3A US26D	US5A US14	US10B US15	US10B US15 SB
PA/PR SD		\$224 81			\$263 103



442/45**
1 3/4" (45 mm)
dia. rose


PA SD		\$201 84			\$221 94
----------	--	---------------------------	--	--	---------------------------



442/55**
2 3/16" (55 mm)
dia. rose

PA SD		\$201 84			\$221 94
----------	--	---------------------------	--	--	---------------------------

443



443/00 *Shown*
2 5/8" dia. rose
(covers 2 1/8" hole)

Function*	US3 US26	US3A US26D	US5A US14	US10B US15	US10B US15 SB
PA/PR SD		\$238 88			\$278 107



443/45**
1 3/4" (45 mm)
dia. rose

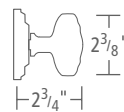
PA SD		\$218 93			\$237 102
----------	--	---------------------------	--	--	----------------------------



443/55**
2 3/16" (55 mm)
dia. rose

PA SD		\$218 93			\$237 102
----------	--	---------------------------	--	--	----------------------------

472



472/00 *Shown*
2 5/8" dia. rose
(covers 2 1/8" hole)

Function*	US3 US26	US3A US26D	US5A US14	US10B US15	US10B US15 SB
PA/PR SD		\$233 93			\$285 117



472/45**
1 3/4" (45 mm)
dia. rose

PA SD		\$225 97			\$247 107
----------	--	---------------------------	--	--	----------------------------



472/55**
2 3/16" (55 mm)
dia. rose

PA SD		\$225 97			\$247 107
----------	--	---------------------------	--	--	----------------------------

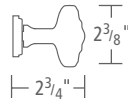
**This rose will not cover 2 1/8" hole. To accomplish privacy function, use separate privacy bolt. See pages 32-33.

*PA = Passage PR = Privacy SD = Single Dummy

Suggested retail prices effective February 1, 2023.

TRADITIONS

473



473/00
2 5/8" dia. rose
(covers 2 1/8" hole)

Function*	US3 US26	US3A US26	US5A US14	US10B US15
PA/PR SD	\$254 92		\$294 114	



473/45** *Shown*
1 3/4" (45 mm)
dia. rose

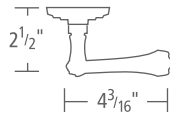
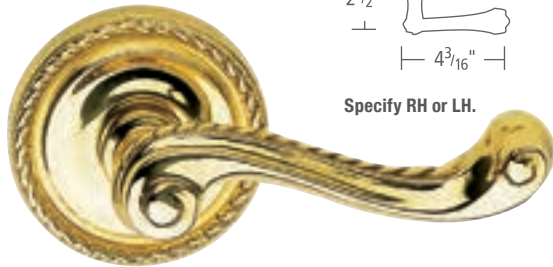
PA SD	\$230 96		\$251 113	
----------	-------------	--	--------------	--



473/55**
2 3/16" (55 mm)
dia. rose

PA SD	\$230 96		\$251 113	
----------	-------------	--	--------------	--

570



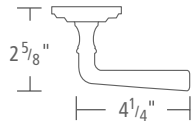
Specify RH or LH.



570/00 *Shown*
2 5/8" dia. rose
(covers 2 1/8" hole)

Function*	US3 US26	US3A US26	US5A US14	US10B US15	SB
PA/PR SD	\$268 95		\$304 120		

706



706/00 *Shown*
2 5/8" dia. rose
(covers 2 1/8" hole)

Function*	US3 US26	US3A US26	US5A US14	US10B US15	SB
PA/PR SD	\$235 85		\$271 108		



706/45**
1 3/4" (45 mm)
dia. rose

PA SD	\$208 88		\$229 98		
----------	-------------	--	-------------	--	--



706/55**
2 3/16" (55 mm)
dia. rose

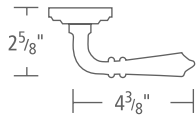
PA SD	\$208 88		\$229 98		
----------	-------------	--	-------------	--	--



706/RT**
with rectangular
rose

PA SD	\$221 95		\$247 108		
----------	-------------	--	--------------	--	--

752



752/00 *Shown*
2 5/8" dia. rose
(covers 2 1/8" hole)

Function*	US3 US26	US3A US26	US5A US14	US10B US15	SB
PA/PR SD	\$205 70		\$241 92		



752/45**
1 3/4" (45 mm)
dia. rose

PA SD	\$178 73		\$198 83		
----------	-------------	--	-------------	--	--



752/55**
2 3/16" (55 mm)
dia. rose

PA SD	\$178 73		\$198 83		
----------	-------------	--	-------------	--	--

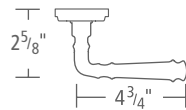
****This rose will not cover 2 1/8" hole. To accomplish privacy function, use separate privacy bolt. See pages 32-33.**





*PA = Passage PR = Privacy SD = Single Dummy

Suggested retail prices effective February 1, 2023.

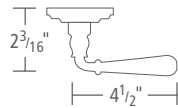
TRADITIONS




904



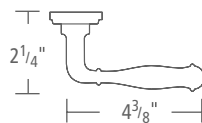
	Function*	US3 US26	US3A US26	US5A US14	US10B US15
 904/00 2 5/8" dia. rose (covers 2 5/8" hole)	PA/PR SD	\$262	\$98	\$297	\$121
 904/45** 1 3/4" (45 mm) dia. rose	PA SD	\$234	\$101	\$255	\$111
 904/55** 2 3/16" (55 mm) dia. rose	PA SD	\$234	\$101	\$255	\$111
 904/RT**<i>Shown</i> with rectangular rose	PA SD	\$248	\$109	\$272	\$121




918



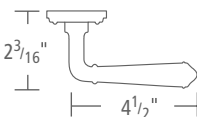
	Function*	US3 US26	US3A US26	US5A US14	US10B US15
 918/00 <i>Shown</i> 2 5/8" dia. rose (covers 2 5/8" hole)	PA/PR SD	\$214	\$74	\$249	\$99
 918/45** 1 3/4" (45 mm) dia. rose	PA SD	\$187	\$81	\$207	\$87
 918/55** 2 3/16" (55 mm) dia. rose	PA SD	\$187	\$81	\$207	\$87




944



	Function*	US3 US26	US3A US26	US5A US14	US10B US15
 944/00 2 5/8" dia. rose (covers 2 5/8" hole)	PA/PR SD	\$264	\$99	\$301	\$123
 944/45**<i>Shown</i> 1 3/4" (45 mm) dia. rose	PA SD	\$237	\$103	\$259	\$113
 944/55** 2 3/16" (55 mm) dia. rose	PA SD	\$237	\$103	\$259	\$113

946



	Function*	US3 US26	US3A US26	US5A US14	US10B US15
 946/00 <i>Shown</i> 2 5/8" dia. rose (covers 2 5/8" hole)	PA/PR SD	\$270	\$102	\$306	\$121
 946/45** 1 3/4" (45 mm) dia. rose	PA SD	\$245	\$110	\$265	\$116
 946/55** 2 3/16" (55 mm) dia. rose	PA SD	\$245	\$110	\$265	\$116

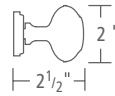
****This rose will not cover 2 5/8" hole. To accomplish privacy function, use separate privacy bolt. See pages 32-33.**




*PA = Passage PR = Privacy SD = Single Dummy

Suggested retail prices effective February 1, 2023.

TRADITIONS

970



	Function*	US3 US3A US26	US5A US10B US14 US15
 970/00 2 5/8" dia. rose (covers 2 1/8" hole)	PA/PR SD	\$224 89	\$263 104
 970/45** 1 3/4" (45 mm) dia. rose	PA SD	\$200 84	\$221 94
 970/55** Shown 2 3/16" (55 mm) dia. rose	PA SD	\$200 84	\$221 94

TRADITIONS Rose Options in Detail

Surface Mounted Roses

Smaller roses are surface mounted and will NOT cover 2 1/8" bore.



592/45
Traditional
1 3/4" Diameter
3/8" Projection



592B/45
Beaded
1 3/4" Diameter
3/8" Projection



592/55
Traditional
2 3/16" Diameter
5/16" Projection



592B/55
Beaded
2 3/16" Diameter
5/16" Projection



836/00
Rectangular
2" h x 1 5/8" w
5/16" Projection

Traditions Rose Covers

(For pre-drilled 2 1/8" hole)

Rose covers are concealed screw mounted and interlock onto a cassette (see item #982 on page 10).



037R
Classical
2 5/8" Diameter
3/8" Projection



101R
Octagonal
2 5/8" Diameter
(2 7/8" Diagonal)
3/8" Projection



577
Beaded
2 5/8" Diameter
3/8" Projection



579
Roped
2 5/8" Diameter
1/2" Projection



671
Traditional
2 5/8" Diameter
3/8" Projection

ARC roses shown on page 23 can also be used with Traditions levers and knobs.

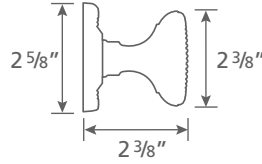
**This rose will not cover 2 1/8" hole. To accomplish privacy function, use separate privacy bolt. See pages 32-33.

*PA = Passage PR = Privacy SD = Single Dummy

Suggested retail prices effective February 1, 2023.

ARC

508



508BD67 *Shown*
2 5/8" (67 mm)
dia. rose

Function*	US3 US5	US3A US10B US15	US4 US14 US26
-----------	------------	-----------------------	---------------------

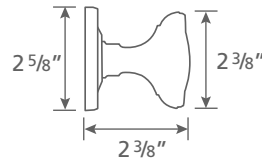
PA/PR SD			\$296 146
-------------	--	--	----------------------------



508BD50 **
2" (50 mm)
dia. rose

PA/PR SD			\$296 146
-------------	--	--	----------------------------

511



511ML67 *Shown*
2 5/8" (67 mm)
dia. rose

Function*	US3 US5	US3A US10B US15	US4 US14 US26
-----------	------------	-----------------------	---------------------

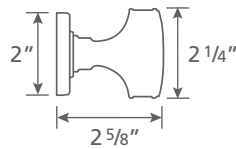
PA/PR SD			\$296 146
-------------	--	--	----------------------------



511ML50 **
2" (50 mm)
dia. rose

PA/PR SD			\$296 146
-------------	--	--	----------------------------

513



513ED67
2 5/8" (67 mm)
dia. rose

Function*	US3 US5	US3A US10B US15	US4 US14 US26
-----------	------------	-----------------------	---------------------

PA/PR SD			\$296 146
-------------	--	--	----------------------------



513ED50 ** *Shown*
2" (50 mm)
dia. rose

PA/PR SD			\$296 146
-------------	--	--	----------------------------

*PA = Passage PR = Privacy SD = Single Dummy

**This rose will not cover 2 1/8" hole.

Suggested retail prices effective February 1, 2023.

ARC

748



Function* US3 US3A US4
US5 US10B US14
US15 US26



748BD67
2 5/8" (67 mm)
dia. rose

PA/PR
SD

\$296
146

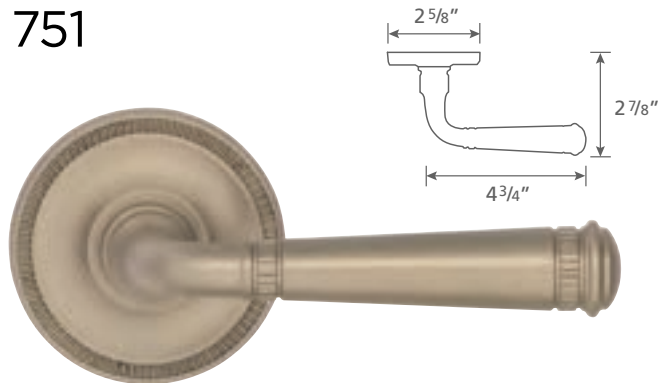


748BD50** *Shown*
2" (50 mm)
dia. rose

PA/PR
SD

\$296
146

751



Function* US3 US3A US4
US5 US10B US14
US15 US26



751ML67 *Shown*
2 5/8" (67 mm)
dia. rose

PA/PR
SD

\$296
146

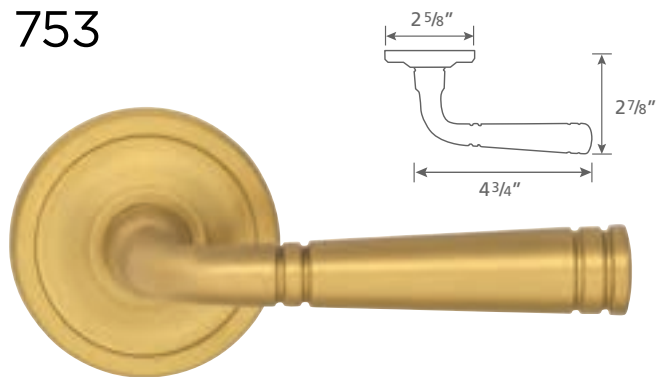


751ML50**
2" (50 mm)
dia. rose

PA/PR
SD

\$296
146

753



Function* US3 US3A US4
US5 US10B US14
US15 US26



753ED67 *Shown*
2 5/8" (67 mm)
dia. rose

PA/PR
SD

\$296
146



753ED50**
2" (50 mm)
dia. rose

PA/PR
SD

\$296
146

*PA = Passage PR = Privacy SD = Single Dummy

**This rose will not cover 2 1/8" hole.

Suggested retail prices effective February 1, 2023.

ARC

ARC Rose Options in Detail

Rose covers are concealed screw mounted and interlock onto a cassette (see items #981 and #982 on page 10).

2 1/8" Bore



BD67
618
Beaded

2 5/8" Diameter
1/2" Projection



ML67
641
Milled

2 5/8" Diameter
1/2" Projection



ED67
643
Edged

2 5/8" Diameter
1/2" Projection

1 5/8" Bore



BD50
538
Beaded

2" Diameter
3/8" Projection



ML50
541
Milled

2" Diameter
3/8" Projection



ED50
543
Edged

2" Diameter
3/8" Projection

Traditions roses shown on page 20 can also be used with ARC levers and knobs.

Suggested retail prices effective February 1, 2023.

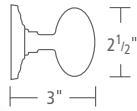
Prodigy

TIER 1

434



Shown with "TD" Rose in US3



TD = Traditional Rose



MD = Modern Rose



AR = Arched Rose



RT = Rectangular Rose



SQ = Square Rose

Function*	US3 US10B	US3A [†] US14	US4 US15 US26 TB
-----------	--------------	---------------------------	------------------------

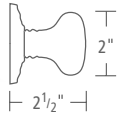
434	PA/PR SD	\$184	90
55° Latch (Standard)			

434	PA/PR SD	\$204	90
28° Latch (Option)			

458



Shown with "TD" Rose in US14



TD = Traditional Rose



MD = Modern Rose



AR = Arched Rose



RT = Rectangular Rose



SQ = Square Rose

Function*	US3 US10B	US3A [†] US14	US4 US15 US26 TB
-----------	--------------	---------------------------	------------------------

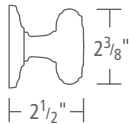
458	PA/PR SD	\$184	90
55° Latch (Standard)			

458	PA/PR SD	\$204	90
28° Latch (Option)			

565



Shown with "TD" Rose in US26



TD = Traditional Rose



MD = Modern Rose



AR = Arched Rose



RT = Rectangular Rose



SQ = Square Rose

Function*	US3 US10B	US3A [†] US14	US4 US15 US26 TB
-----------	--------------	---------------------------	------------------------

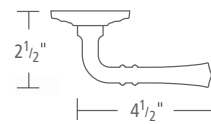
565	PA/PR SD	\$184	90
55° Latch (Standard)			

565	PA/PR SD	\$204	90
28° Latch (Option)			

785



Shown with "TD" Rose in US10B



TD = Traditional Rose



MD = Modern Rose



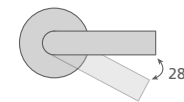
AR = Arched Rose



RT = Rectangular Rose



SQ = Square Rose



Function*	US3 US14	US4 US15 US26 TB
-----------	-------------	------------------------

785	PA/PR SD	\$184	90
28° Latch (Standard)			

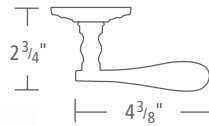
*PA = Passage PR = Privacy SD = Single Dummy

[†]US3A only available for TD rose.

Suggested retail prices effective February 1, 2023.






Prodigy

895

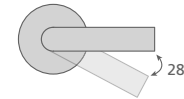


Specify RH or LH.

Shown with "RT" Rose in TB

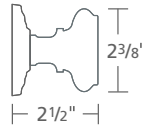
-  TD = Traditional Rose
-  MD = Modern Rose
-  AR = Arched Rose
-  RT = Rectangular Rose
-  SQ = Square Rose

Function*	US3 US14 US26	US4 US15 TB	US10B US14 US15 US26 TB
895 28° Latch (Standard)	PA/PR SD	\$184 90	








TIER 2

566

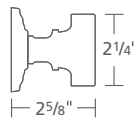


Shown with "TD" Rose in US4






-  TD = Traditional Rose
-  MD = Modern Rose
-  AR = Arched Rose
-  RT = Rectangular Rose
-  SQ = Square Rose

Function*	US3 US10B US15	US4 US14 US26	US5 US14 US26
566 55° Latch (Standard)	PA/PR SD	\$196 95	
566 28° Latch (Option)	PA/PR SD	\$216 95	

936

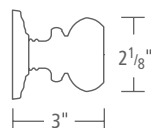


Shown with "MD" Rose in US15






-  TD = Traditional Rose
-  MD = Modern Rose
-  AR = Arched Rose
-  RT = Rectangular Rose
-  SQ = Square Rose

Function*	US3 US10B US15	US4 US14 US26	US5 US14 US26
936 55° Latch (Standard)	PA/PR SD	\$196 95	
936 28° Latch (Option)	PA/PR SD	\$216 95	

955



Shown with "AR" Rose in US3

-  TD = Traditional Rose
-  MD = Modern Rose
-  AR = Arched Rose
-  RT = Rectangular Rose
-  SQ = Square Rose

Function*	US3 US15 US26	US3A [†] US10B US14 US26	US4 US14 US26 TB
955 55° Latch (Standard)	PA/PR SD	\$196 95	
955 28° Latch (Option)	PA/PR SD	\$216 95	

*PA = Passage PR = Privacy SD = Single Dummy

[†]US3A only available for TD rose.

Suggested retail prices effective February 1, 2023.

Prodigy

956



Shown with "SQ" Rose in US14



TD = Traditional Rose



MD = Modern Rose



AR = Arched Rose



RT = Rectangular Rose

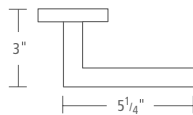


SQ = Square Rose

Function*	US3 US10B US15	US4 US14 US26	US5 US14 US26
956 55° Latch (Standard)	PA/PR SD	\$196 95	
956 28° Latch (Option)	PA/PR SD	\$216 95	

TIER 3

912



Shown with "MD" Rose in US26



TD = Traditional Rose



MD = Modern Rose



AR = Arched Rose

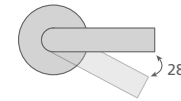


RT = Rectangular Rose

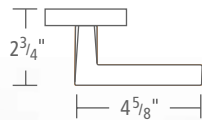


SQ = Square Rose

Function*	US3 US14	US4 US15	US10B US26 US26D† TB
912 28° Latch (Standard)	PA/PR SD	\$208 102	



925



Shown with "MD" Rose in US3



TD = Traditional Rose



MD = Modern Rose



AR = Arched Rose

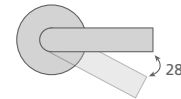


RT = Rectangular Rose



SQ = Square Rose

Function*	US3 US14	US4 US15	US10B US26 US26D† TB
925 28° Latch (Standard)	PA/PR SD	\$208 102	




*PA = Passage PR = Privacy SD = Single Dummy

†US26D only available for MD, RT & SQ roses.

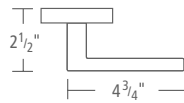
Suggested retail prices effective February 1, 2023.

Prodigy

930

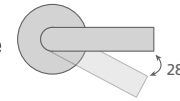


Shown with "SQ" Rose in US15



- TD = Traditional Rose
- MD = Modern Rose
- AR = Arched Rose
- RT = Rectangular Rose
- SQ = Square Rose

930
28° Latch
(Standard)

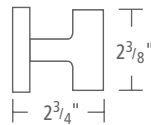


Function*	US3 US14	US4 US15	US10B US26	TB
PA/PR SD		\$208		102

935



Shown with "MD" Rose in US15



- TD = Traditional Rose
- MD = Modern Rose
- AR = Arched Rose
- RT = Rectangular Rose
- SQ = Square Rose

935
55° Latch
(Standard)

935
28° Latch
(Option)

Function*	US3 US14	US4 US15	US10B US26	TB
PA/PR SD		\$208		102
PA/PR SD		\$228		102

Prodigy Rose Options in Detail

Rose covers are concealed screw mounted and interlock onto a cassette (see item #982 on page 10).



TD
673
Traditional
2 5/8" Diameter
1/2" Projection



MD
679
Modern
2 5/8" Diameter
1/2" Projection



AR
674
Arched
2 5/8" W x 3 1/4" H
1/2" Projection



RT
675
Rectangular
2 5/8" W x 3" H
1/2" Projection



SQ
678
Square
2 5/8" Square
1/2" Projection

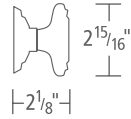
*PA = Passage PR = Privacy SD = Single Dummy

†US26D only available for MD, RT & SQ roses.

Suggested retail prices effective February 1, 2023.

CLASSICO

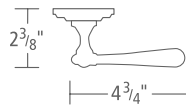
59FL



59FL
2⁹/₁₆" dia. rose
(covers 2¹/₈" hole)

Function*	BAS D ETR	BPS
PA/PR SD	\$379 169	\$360 160

251FL

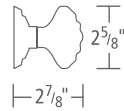


Specify RH or LH.

251FL
2⁹/₁₆" dia. rose
(covers 2¹/₈" hole)

Function*	BAS D ETR	BPS
PA/PR SD	\$377 168	\$407 184

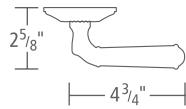
260FL



260FL
2⁹/₁₆" dia. rose
(covers 2⁷/₈" hole)

Function*	BAS D ETR	BPS
PA/PR SD	\$505 233	\$547 254

305RE



305RE
2⁷/₈" dia. rose
(covers 2¹/₈" hole)

Function*	BAS D ETR	BPS
PA/PR SD	\$438 198	\$470 215

BAS = Siena Brass, Lacquered
BPS = Venetian Nickel, Lacquered
D = Florentine Brass, Lacquered
ETR = Etruscan Bronze, Lacquered

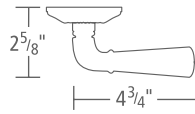
*PA = Passage PR = Privacy SD = Single Dummy

Suggested retail prices effective February 1, 2023.



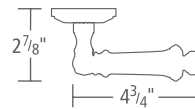
CLASSICO

309RE



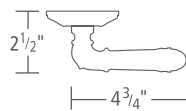
Function*	BAS D ETR	BPS
309RE 2 7/8" dia. rose (covers 2 1/8" hole)	PA/PR SD	\$387 \$420 173 198

331FL



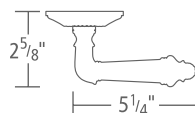
Available for mortise lock only.
Contact OMNIA for pricing.

332RE



Function*	BAS D ETR	BPS
332RE 2 7/8" dia. rose (covers 2 1/8" hole)	PA/PR SD	\$434 \$493 196 227

340RE



Function*	BAS D ETR	BPS
340RE 2 7/8" dia. rose (covers 2 1/8" hole)	PA/PR SD	\$406 \$437 183 198

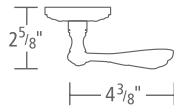
BAS = Siena Brass, Lacquered
BPS = Venetian Nickel, Lacquered
D = Florentine Brass, Lacquered
ETR = Etruscan Bronze, Lacquered

*PA = Passage PR = Privacy SD = Single Dummy

Suggested retail prices effective February 1, 2023.

CLASSICO

425FL



Function*	BAS D ETRD	BPS
425FL		
2 ⁹ / ₁₆ " dia. rose (covers 2 ¹ / ₈ " hole)	PA/PR SD	\$379 \$411 169 185

BAS = Siena Brass, Lacquered
BPS = Venetian Nickel, Lacquered
D = Florentine Brass, Lacquered
ETRD = Etruscan Bronze, Lacquered

CLASSICO Rose Options in Detail

Rose covers are concealed screw mounted and interlock onto a cassette (see item #982 on page 10).



FL
4320
 Floral

2⁹/₁₆" Diameter
 1/2" Projection



RE
3265
 Reeded

2⁷/₈" Diameter
 1/2" Projection

*PA = Passage PR = Privacy SD = Single Dummy

Suggested retail prices effective February 1, 2023.

Stainless Steel Privacy Bolts


6000



Privacy Bolt Set US32D

6000/238 \$1372 3/8" backset
Projection: 1 1/2"
Rose: 2" dia.**6000/234** \$1372 3/4" backset
Projection: 1 1/2"
Rose: 2" dia.

6001



Privacy Bolt Set US32D

6001/238 \$1372 3/8" backset
Projection: 1 1/2"
Rose: 2" dia.**6001/234** \$1372 3/4" backset
Projection: 1 1/2"
Rose: 2" dia.

6001S



Privacy Bolt Set US32D


6001S/238 \$1372 3/8" backset
Projection: 1 1/2"
Rose: 2" square**6001S/234** \$1372 3/4" backset
Projection: 1 1/2"
Rose: 2" square

ANY TURNPIECE SHOWN UNDER PRIVACY BOLTS CAN ALSO BE USED
AS THE TURNPIECE FOR MORTISE LOCKSET SECTIONAL TRIM.

Suggested retail prices effective February 1, 2023.

Brass Privacy Bolts

103



Privacy Bolt Set

US3A US3
US26 US26D

US5A US10B
US14 US15 SB

103/238
2 3/8" backset
Projection: 1 3/8"
Rose: 1 3/4" dia.

\$128

\$131

103/234
2 3/4" backset
Projection: 1 3/8"
Rose: 1 3/4" dia.

\$128

\$131

065



Privacy Bolt Set

US3A US3
US26

US5A US10B
US14 US15 SB

065/238
2 3/8" backset
Projection: 1 1/8"
Rose: 2 3/16" x 1 3/8"

\$103

\$108

065/234
2 3/4" backset
Projection: 1 1/8"
Rose: 2 3/16" x 1 3/8"

\$103

\$108

068



Privacy Bolt Set

US3

US10B US15 SB

068/238
2 3/8" backset
Projection: 1"
Rose: 1 3/4" dia.

\$89

\$101

068/234
2 3/4" backset
Projection: 1"
Rose: 1 3/4" dia.

\$89

\$101

102



Privacy Bolt Set

US3
US26 US26D

US10B US14
US15

102/238
2 3/8" backset
Projection: 1 1/8"
Rose: 1 3/4" dia.

\$128

\$131

102/234
2 3/4" backset
Projection: 1 1/8"
Rose: 1 3/4" dia.

\$128

\$131

102S



Privacy Bolt Set

US26
US26D

US10B
US14 US15

102S/238
2 3/8" backset
Projection: 1 1/8"
Rose: 1 7/16" square

\$141

\$145

102S/234
2 3/4" backset
Projection: 1 1/8"
Rose: 1 7/16" square

\$141

\$145

ANY TURNPIECE SHOWN UNDER PRIVACY BOLTS CAN ALSO BE USED AS THE TURNPIECE FOR MORTISE LOCKSET SECTIONAL TRIM.

Suggested retail prices effective February 1, 2023.

Brass Privacy Bolts

104



Privacy Bolt Set

US3

US15 SB

104/238

2³/₈" backset
Projection: 1¹/₈"
Rose: 1³/₄" dia.

\$145

\$159

104/234

2³/₄" backset
Projection: 1¹/₈"
Rose: 1³/₄" dia.

\$145

\$159

104CL

CLASSICO



Privacy Bolt Set

BAS BPS
D ETR

104CL/238

2³/₈" backset
Projection: 1¹/₈"
Rose: 2" dia.

\$181

104CL/234

2³/₄" backset
Projection: 1¹/₈"
Rose: 2" dia.

\$181

105



Privacy Bolt Set

US3

SB

105/238

2³/₈" backset
Projection: 1¹/₈"
Rose: 1³/₄" dia.

\$145

\$149

105/234

2³/₄" backset
Projection: 1¹/₈"
Rose: 1³/₄" dia.

\$145

\$149

9163



Privacy Bolt Set

US3 US3A
US26

US5A US10B
US14 US15

9163/238

2³/₈" backset
Projection: 1"
Rose: 1⁹/₁₆" x 1¹/₈"

\$118

\$125

9163/234

2³/₄" backset
Projection: 1"
Rose: 1⁹/₁₆" x 1¹/₈"

\$118

\$125

ANY TURNPIECE SHOWN UNDER PRIVACY BOLTS CAN ALSO BE USED AS THE TURNPIECE FOR MORTISE LOCKSET SECTIONAL TRIM.

Suggested retail prices effective February 1, 2023.


INTERIOR MORTISE LOCKS

Solid Brass



Interior Mortise Locks

4036



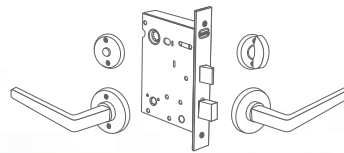

Interior with lever low shown

4036
Lever
with Plates

Function
Passage (PA)
Privacy (PR)
Single Dummy (SD)

US3	US26	US26D	US10B	US14	US15
			\$490	\$520	
			660	685	
			153	178	

904ED50



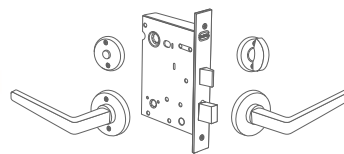
Interior with lever high shown

904ED50
Sectional
Roses
with Lever

Function
Passage (PA)
Privacy (PR)
Single Dummy (SD)

US3	US3A	US10B
	US5A	US14
	US26	US15
	\$422	\$457
	492	527
	98	121

914S50



Interior with lever low shown



914S50
Sectional
Roses
with Lever

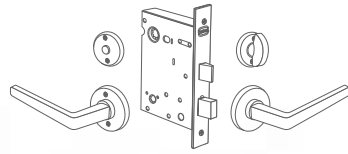

Function
Passage (PA)
Privacy (PR)
Single Dummy (SD)

US26	US10B
US26D	US14
	US15
\$471	\$527
571	627
123	145

Suggested retail prices effective February 1, 2023.

Interior Mortise Locks

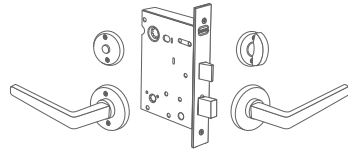
381S50



Exterior with lever high shown

Function	US3A	US10B
	US4	US14
381S50 Sectional Roses with Lever	US26	US15
	US26D	
	\$450	\$490
Passage (PA)	550	590
Privacy (PR)	113	125
Single Dummy (SD)		

943M

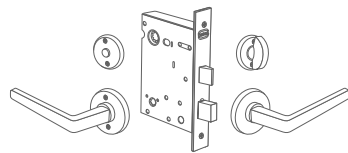


Interior with lever low shown

Function	US26	US10B
	US26D	US14
943M Sectional Roses with Lever	US26	US15
	US26D	
	\$393	\$429
Passage (PA)	463	499
Privacy (PR)	84	107
Single Dummy (SD)		



513ED50



Exterior with knob high shown

Function	US3	US3A	US10B
	US4	US5	US14
513ED50 Sectional Roses with Knob	US26	US15	US15
	US26		
	\$456	\$456	\$456
Passage (PA)	526	526	526
Privacy (PR)	146	146	146
Single Dummy (SD)			



Suggested retail prices effective February 1, 2023.

Mortise Deadlocks

O41



Description

041/N Standard Cyl. x T/P
041/NAC Double Cylinder

US3
US26
US26D

\$317
344

US10B
US15
SB

\$326
350

O41M



Description

041M/N Standard Cyl. x T/P
041M/NAC Double Cylinder

US3
US26
US26D

\$317
344

US10B
US14
US15
US32D

\$326
350

O41MS



Description

041MS/N Standard Cyl. x T/P
041MS/NAC Double Cylinder

US26
US26D

\$352
380

US10B
US14
US15
US32D

\$364
399


Suggested retail prices effective February 1, 2023.

AUXILIARY DEADBOLTS

Solid Brass or Stainless Steel Trim



OMNIA's line of auxiliary deadbolt kits has many features which ensure a product of high security and style. The designs range from traditional to contemporary to ornate in a selection of finishes to coordinate with other OMNIA hardware offerings. Both the 1" deadbolt throw with sawproof inserts and the armored strike reinforcement with 3" wood screws provide optimal security.



The OMNIA COLDB, MODDB, TRADDB and D9000 Auxiliary Deadbolts are available as OMNIA

+ level smart locks. See page 65 for details.



Brass Auxiliary Deadbolts

ARCHDB



Description/Function

Arched "A"
2 3/4" h x 2 5/8" w
(covers 2 1/8" hole)

US3 US4 US10B
US14 US15
US26 TB
\$184

COLDB



Description/Function

Colonial "A"
2 1/2" dia.
(covers 2 1/8" hole)

US3 US3A US4
US5 US5A US10B
US14 US15
US26 SB TB
\$184

L.COLDBA*

With Invisible Smart Technology

\$569

+ SMART MODEL
PAGE 65

*Does not come in US5, SB, or TB finishes.

MODDB



Description/Function

Modern "A"
2 5/8" dia.
(covers 2 1/8" hole)

US3 US4 US10B
US14 US15
US26 US26D
\$184

L.MODDBA*

With Invisible Smart Technology

\$569

+ SMART MODEL
PAGE 65

*Does not come in TB finish.

RECTDB



Description/Function


Rectangular "A"
2 5/8" square
(covers 2 1/8" hole)

US3 US4 US10B
US14 US15
US26 US26D TB
\$184

Suggested retail prices effective February 1, 2023.

Brass Auxiliary Deadbolts

SQRDB



Description/Function

Square "A"
2⁵/₈" square
(covers 2¹/₈" hole)

US3 US4 US10B
US14 US15
US26 US26D
\$184

TRADDB



Description/Function

Traditional "A"
2⁵/₈" dia.
(covers 2¹/₈" hole)

US3 US4 US10B
US14 US15
US26 TB
\$184

L.TRADDBA*

With Invisible Smart Technology

\$569

+ SMART MODEL
PAGE 65

*Does not come in TB finish.

FLORDB



Description/Function

Floral "A"
2¹/₁₆" dia.
(covers 2¹/₈" hole)

BAS BPS
D
ETR
\$355 \$368

CLASSICO

REEDDB



Description/Function

Reeded "A"
2¹/₁₆" dia.
(covers 2¹/₈" hole)


BAS BPS
D
ETR
\$355 \$368

CLASSICO

Suggested retail prices effective February 1, 2023.

Stainless Steel Auxiliary Deadbolts

D9000



Description/Function	US32D	PBL PDB PSG PTT
D9000A 2 1/2" dia. (covers 2 1/8" hole) "A"- Cylinder x Thumbturn	\$251	\$339

D9000AC 2 1/2" dia. (covers 2 1/8" hole) "AC"- Cylinder x Cylinder	\$258	
--	--------------	--

L.D9000A With Invisible Smart Technology	\$651	\$781
---	--------------	--------------

+ SMART MODEL
PAGE 65



D9000S



Description/Function	US32D	PBL PDB PSG PTT
D9000SA 2 5/16" square (covers 2 1/8" hole) "A"- Cylinder x Thumbturn	\$310	\$406

D9000SAC 2 5/16" square (covers 2 1/8" hole) "AC"- Cylinder x Cylinder	\$317	
--	--------------	--



D9002



Description/Function	US32D
D9002A 2" dia. (will NOT cover 2 1/8" hole) "A"- Cylinder x Thumbturn	\$251

D9002AC 2" dia. (will NOT cover 2 1/8" hole) "AC"- Cylinder x Cylinder	\$258
--	--------------

Suggested retail prices effective February 1, 2023.

MORTISE & DEADBOLT LOCKSETS

Solid Brass or Stainless Steel Trim

OMNIA's locksets with solid brass or stainless steel trim are the locks of choice for optimal security and stunning design. An extensive range of knob and lever styles are available with either mortise or tubular deadbolt lock options.

Built to withstand heavy use, our commercial grade, UL listed, fire rated, mortise locks are precision engineered for security and durability. Available with two backset options (2 1/2" and 2 3/4"), all of our mortise locks are designed for use with heavyweight knobs or levers, with special springing provided on lever sets.

OMNIA's line of deadbolt locksets provide the ease of installation, while maintaining the stylish look of a mortise lockset.

Unique to all OMNIA deadbolt locksets is the sleek, flush-mounted cylinder design which not only enhances their appearance but provides excellent protection against tampering with the cylinder mechanism. Available with two backset options (2 3/8" and 2 3/4").




All OMNIA Deadbolt Locksets are available as OMNIA + level smart locks, except for items D24570, D25430, D25508 and D25748. See page 66.



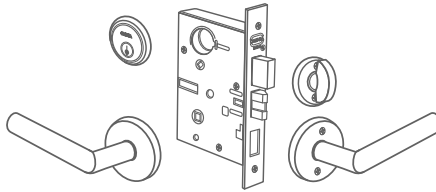
Made in U.S.A.

Lockset Options

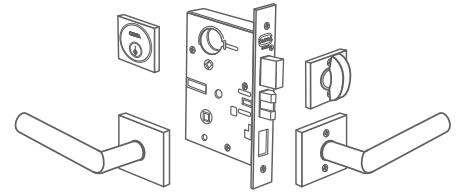
Mortise with
Plate Trim



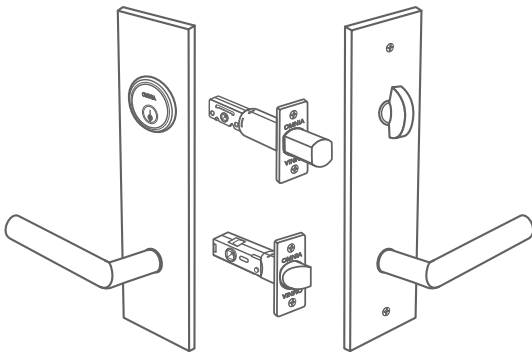
Mortise with
Round Rose Trim




Mortise with
Square Rose Trim



Latch by Deadbolt
Plate Trim



Level Smart Lock,
Latch by Deadbolt Plate Trim



Additional Mortise Rose Options

M53/53



2 1/4" Diameter
5/16" Projection

M54/54



2 1/4" Diameter
5/16" Projection



Products in this section
with this red symbol
are available in our new
smart lock technology
powered by  level.

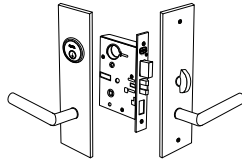
Suggested retail prices effective February 1, 2023.

MODERN



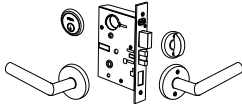
4036

8 1/4" Overall Length
2" Width
2 1/2" Projection



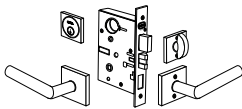
4036
Mortise
Lockset
Lever with
Plates

Function	US3	US26	US26D	US10B	US14	US15
Standard (A)		\$694			\$750	
Double Cylinder (AC)		694			750	
Panic – Proof (F)		694			750	
Storeroom (EW) or Classroom (J)		694			750	
Passage (N)		593			643	
Privacy (L)		632			689	
Pair Dummy (PD)		305			355	



2036
Mortise
Lockset
Sectional
Roses
(Round)
with Lever

Function	US3	US26	US26D	US10B	US14	US15
Standard (A)		\$629			\$674	
Double Cylinder (AC)		629			674	
Panic – Proof (F)		629			674	
Storeroom (EW) or Classroom (J)		629			674	
Passage (N)		490			509	
Privacy (L)		558			601	
Pair Dummy (PD)		172			178	



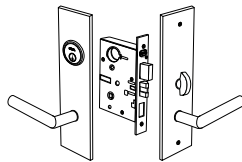
2036S
Mortise
Lockset
Sectional
Roses
(Square)
with Lever

Function	US3	US26	US26D	US10B	US14	US15
Standard (A)		\$669			\$719	
Double Cylinder (AC)		669			719	
Panic – Proof (F)		669			719	
Storeroom (EW) or Classroom (J)		669			719	
Passage (N)		522			560	
Privacy (L)		601			646	
Pair Dummy (PD)		210			246	



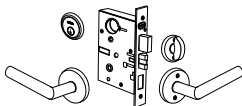
4368

8 1/4" Overall Length
2" Width
2 1/2" Projection



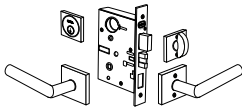
4368
Mortise
Lockset
Lever with
Plates

Function	US3	US26	US26D	US10B	US14	US15
Standard (A)		\$694			\$750	
Double Cylinder (AC)		694			750	
Panic – Proof (F)		694			750	
Storeroom (EW) or Classroom (J)		694			750	
Passage (N)		593			643	
Privacy (L)		632			689	
Pair Dummy (PD)		305			355	



2368
Mortise
Lockset
Sectional
Roses
(Round)
with Lever

Function	US3	US26	US26D	US10B	US14	US15
Standard (A)		\$629			\$674	
Double Cylinder (AC)		629			674	
Panic – Proof (F)		629			674	
Storeroom (EW) or Classroom (J)		629			674	
Passage (N)		490			509	
Privacy (L)		558			601	
Pair Dummy (PD)		172			178	



2368S
Mortise
Lockset
Sectional
Roses
(Square)
with Lever

Function	US3	US26	US26D	US10B	US14	US15
Standard (A)		\$669			\$719	
Double Cylinder (AC)		669			719	
Panic – Proof (F)		669			719	
Storeroom (EW) or Classroom (J)		669			719	
Passage (N)		522			560	
Privacy (L)		601			646	
Pair Dummy (PD)		210			246	

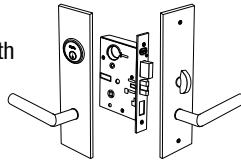
Suggested retail prices effective February 1, 2023.

MODERN



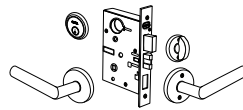
12036

10 9/16" Overall Length
2 3/8" Width
2 1/2" Projection



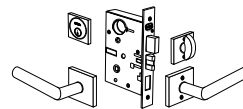
12036
Mortise
Lockset
Lever with
Plates

Function	US3	US26	US26D	US10B	US14	US15
Standard (A)		\$694			\$750	
Double Cylinder (AC)		694			750	
Panic – Proof (F)		694			750	
Storeroom (EW) or Classroom (J)		694			750	
Passage (N)		593			643	
Privacy (L)		632			689	
Pair Dummy (PD)		305			355	



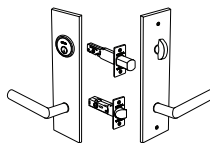
2036
Mortise
Lockset
Sectional
Roses
(Round)
with Lever

Function	US3	US26	US26D	US10B	US14	US15
Standard (A)		\$629			\$674	
Double Cylinder (AC)		629			674	
Panic – Proof (F)		629			674	
Storeroom (EW) or Classroom (J)		629			674	
Passage (N)		490			509	
Privacy (L)		558			601	
Pair Dummy (PD)		172			178	



2036S
Mortise
Lockset
Sectional
Roses
(Square)
with Lever

Function	US3	US26	US26D	US10B	US14	US15
Standard (A)		\$669			\$719	
Double Cylinder (AC)		669			719	
Panic – Proof (F)		669			719	
Storeroom (EW) or Classroom (J)		669			719	
Passage (N)		522			560	
Privacy (L)		601			646	
Pair Dummy (PD)		210			246	



D12036
Deadbolt
Lockset
Lever
with Plates

Function	US3	US26	US26D	US10B	US14	US15
Standard (A)		\$482			\$528	
Pair Dummy (PD)		305			355	

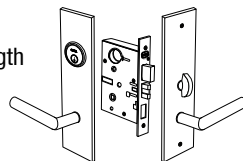
+ SEE SMART MODEL PRICING PAGE 66

5 1/2" center to center



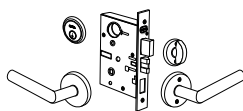
12042

10 9/16" Overall Length
2 3/8" Width
2 3/4" Projection



12042
Mortise
Lockset
Lever with
Plates


Function	US3	US26	US26D	US10B	US14	US15
Standard (A)		\$694			\$750	
Double Cylinder (AC)		694			750	
Panic – Proof (F)		694			750	
Storeroom (EW) or Classroom (J)		694			750	
Passage (N)		593			643	
Privacy (L)		632			689	
Pair Dummy (PD)		305			355	



2042
Mortise
Lockset
Sectional
Roses
(Round)
with Lever

Function	US3	US26	US26D	US10B	US14	US15
Standard (A)		\$629			\$674	
Double Cylinder (AC)		629			674	
Panic – Proof (F)		629			674	
Storeroom (EW) or Classroom (J)		629			674	
Passage (N)		490			509	
Privacy (L)		558			601	
Pair Dummy (PD)		172			178	

For Lever with Square Rose, add \$45.



D12042
Deadbolt
Lockset
Lever
with Plates

Function	US3	US26	US26D	US10B	US14	US15
Standard (A)		\$482			\$528	
Pair Dummy (PD)		305			355	

+ SEE SMART MODEL PRICING PAGE 66

5 1/2" center to center

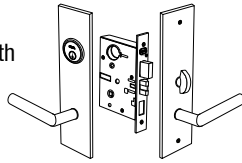
Suggested retail prices effective February 1, 2023.

MODERN



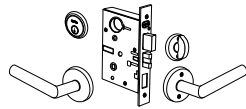
12171

10⁹/₁₆" Overall Length
2³/₈" Width
2¹/₂" Projection



12171
Mortise
Lockset
Lever with
Plates

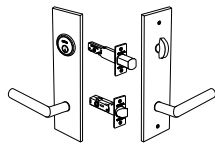
Function	US26	US26D	US10B	US14	US15
Standard (A)		\$694		\$750	
Double Cylinder (AC)		694		750	
Panic – Proof (F)		694		750	
Storeroom (EW) or Classroom (J)		694		750	
Passage (N)		593		643	
Privacy (L)		632		689	
Pair Dummy (PD)		305		355	



2171
Mortise
Lockset
Sectional
Roses
(Round)
with Lever

Function	US26	US26D	US10B	US14	US15
Standard (A)		\$629		\$674	
Double Cylinder (AC)		629		674	
Panic – Proof (F)		629		674	
Storeroom (EW) or Classroom (J)		629		674	
Passage (N)		490		509	
Privacy (L)		558		601	
Pair Dummy (PD)		172		178	

For Lever with Square Rose, add \$45.



D12171
Deadbolt
Lockset
Lever
with Plates

Function	US26	US26D	US10B	US14	US15
Standard (A)		\$482		\$528	
Pair Dummy (PD)		305		355	

+ SEE SMART MODEL PRICING PAGE 66

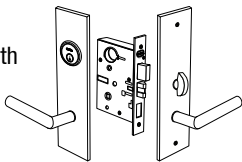
5¹/₂" center to center



12198

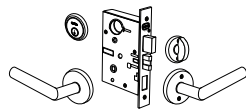
10⁹/₁₆" Overall Length
2³/₈" Width
3¹/₄" Projection

2³/₈" (60 mm)
dia. knob



12198
Mortise
Lockset
Knob with
Plates


Function	US26	US26D	US10B	US14	US15
Standard (A)		\$726		\$780	
Double Cylinder (AC)		726		780	
Panic – Proof (F)		726		780	
Storeroom (EW) or Classroom (J)		726		780	
Passage (N)		625		673	
Privacy (L)		667		719	
Pair Dummy (PD)		337		385	



2198
Mortise
Lockset
Sectional
Roses
(Round)
with Knob

Function	US26	US26D	US10B	US14	US15
Standard (A)		\$661		\$704	
Double Cylinder (AC)		661		704	
Panic – Proof (F)		661		704	
Storeroom (EW) or Classroom (J)		661		704	
Passage (N)		522		555	
Privacy (L)		590		604	
Pair Dummy (PD)		192		228	

For Knob with Square Rose, add \$45.



D12198
Deadbolt
Lockset
Knob
with Plates

Function	US26	US26D	US10B	US14	US15
Standard (A)		\$514		\$574	
Pair Dummy (PD)		351		398	

+ SEE SMART MODEL PRICING PAGE 66

5¹/₂" center to center

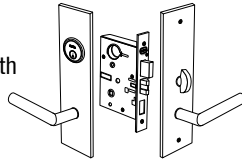
Suggested retail prices effective February 1, 2023.

MODERN



12237

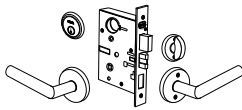
10⁹/₁₆" Overall Length
2³/₈" Width
2¹/₂" Projection



12237

Mortise Lockset
Lever with Plates

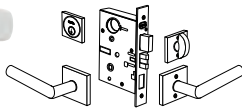
Function	US26	US26D	US10B	US14	US15
Standard (A)		\$694		\$750	
Double Cylinder (AC)		694		750	
Panic – Proof (F)		694		750	
Storeroom (EW) or Classroom (J)		694		750	
Passage (N)		593		643	
Privacy (L)		632		689	
Pair Dummy (PD)		305		355	



2237

Mortise Lockset
Sectional Roses (Round)
with Lever

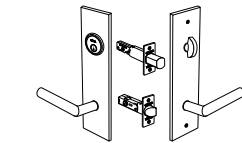
Function	US26	US26D	US10B	US14	US15
Standard (A)		\$629		\$674	
Double Cylinder (AC)		629		674	
Panic – Proof (F)		629		674	
Storeroom (EW) or Classroom (J)		629		674	
Passage (N)		490		509	
Privacy (L)		558		601	
Pair Dummy (PD)		172		178	



2237S

Mortise Lockset
Sectional Roses (Square)
with Lever

Function	US26	US26D	US10B	US14	US15
Standard (A)		\$669		\$719	
Double Cylinder (AC)		669		719	
Panic – Proof (F)		669		719	
Storeroom (EW) or Classroom (J)		669		719	
Passage (N)		522		560	
Privacy (L)		601		646	
Pair Dummy (PD)		210		246	



D12237

Deadbolt Lockset
Lever with Plates

Function	US26	US26D	US10B	US14	US15
Standard (A)		\$482		\$528	
Pair Dummy (PD)		305		355	

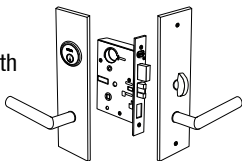
+ SEE SMART MODEL PRICING PAGE 66

5¹/₂" center to center



12364

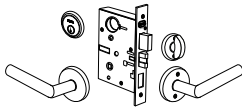
10⁹/₁₆" Overall Length
2³/₈" Width
2¹/₂" Projection



12364

Mortise Lockset
Lever with Plates

Function	US26	US26D	US10B	US14	US15
Standard (A)		\$694		\$750	
Double Cylinder (AC)		694		750	
Panic – Proof (F)		694		750	
Storeroom (EW) or Classroom (J)		694		750	
Passage (N)		593		643	
Privacy (L)		632		689	
Pair Dummy (PD)		305		355	

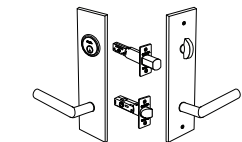


2364

Mortise Lockset
Sectional Roses (Round)
with Lever

Function	US26	US26D	US10B	US14	US15
Standard (A)		\$629		\$674	
Double Cylinder (AC)		629		674	
Panic – Proof (F)		629		674	
Storeroom (EW) or Classroom (J)		629		674	
Passage (N)		490		509	
Privacy (L)		558		601	
Pair Dummy (PD)		172		178	

For Lever with Square Rose, add \$45.



D12364

Deadbolt Lockset
Lever with Plates

Function	US26	US26D	US10B	US14	US15
Standard (A)		\$482		\$528	
Pair Dummy (PD)		305		355	

+ SEE SMART MODEL PRICING PAGE 66

5¹/₂" center to center

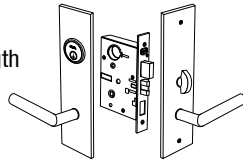
Suggested retail prices effective February 1, 2023.

MODERN



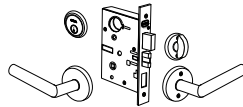
12368

10⁹/₁₆" Overall Length
2³/₈" Width
2¹/₂" Projection



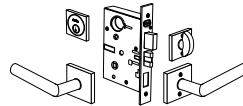
12368
Mortise
Lockset
Lever with
Plates

Function	US3	US26	US26D	US10B	US14	US15
Standard (A)		\$694			\$750	
Double Cylinder (AC)		694			750	
Panic – Proof (F)		694			750	
Storeroom (EW) or Classroom (J)		694			750	
Passage (N)		593			643	
Privacy (L)		632			689	
Pair Dummy (PD)		305			355	



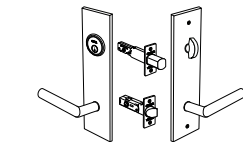
2368
Mortise
Lockset
Sectional
Roses
(Round)
with Lever

Function	US3	US26	US26D	US10B	US14	US15
Standard (A)		\$629			\$674	
Double Cylinder (AC)		629			674	
Panic – Proof (F)		629			674	
Storeroom (EW) or Classroom (J)		629			674	
Passage (N)		490			509	
Privacy (L)		558			601	
Pair Dummy (PD)		172			178	



2368S
Mortise
Lockset
Sectional
Roses
(Square)
with Lever

Function	US3	US26	US26D	US10B	US14	US15
Standard (A)		\$669			\$719	
Double Cylinder (AC)		669			719	
Panic – Proof (F)		669			719	
Storeroom (EW) or Classroom (J)		669			719	
Passage (N)		522			560	
Privacy (L)		601			646	
Pair Dummy (PD)		210			246	



D12368
Deadbolt
Lockset
Lever
with Plates

Function	US3	US26	US26D	US10B	US14	US15
Standard (A)		\$482			\$528	
Pair Dummy (PD)		305			355	


+ SEE SMART MODEL PRICING PAGE 66

5¹/₂" center to center



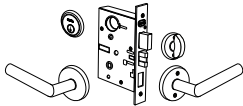
12369

10⁹/₁₆" Overall Length
2³/₈" Width
2¹/₂" Projection



12369
Mortise
Lockset
Lever with
Plates

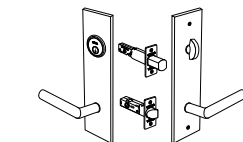
Function	US3A US26	US4 US26D	US10B	US14 US15
Standard (A)		\$720		\$780
Double Cylinder (AC)		720		780
Panic – Proof (F)		720		780
Storeroom (EW) or Classroom (J)		720		780
Passage (N)		619		673
Privacy (L)		661		719
Pair Dummy (PD)		331		385



2369
Mortise
Lockset
Sectional
Roses
(Round)
with Lever

Function	US3A US26	US4 US26D	US10B	US14 US15
Standard (A)		\$715		\$749
Double Cylinder (AC)		715		749
Panic – Proof (F)		715		749
Storeroom (EW) or Classroom (J)		715		749
Passage (N)		548		590
Privacy (L)		627		676
Pair Dummy (PD)		196		234

For Lever with Square Rose, add \$45.



D12369
Deadbolt
Lockset
Lever
with Plates

Function	US3A US26	US4 US26D	US10B	US14 US15
Standard (A)		\$508		\$574
Pair Dummy (PD)		345		398

+ SEE SMART MODEL PRICING PAGE 66

5¹/₂" center to center

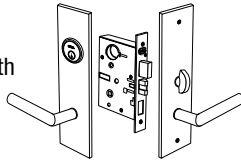
Suggested retail prices effective February 1, 2023.

MODERN



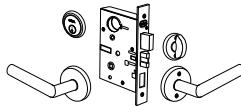
12914

10⁹/₁₆" Overall Length
2³/₈" Width
2¹/₂" Projection



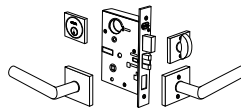
12914
Mortise
Lockset
Lever with
Plates

Function	US26	US26D	US10B	US14	US15
Standard (A)		\$752		\$816	
Double Cylinder (AC)		752		816	
Panic – Proof (F)		752		816	
Storeroom (EW) or Classroom (J)		752		816	
Passage (N)		651		709	
Privacy (L)		693		755	
Pair Dummy (PD)		363		421	



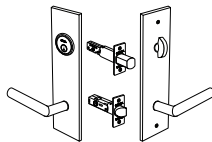
2914
Mortise
Lockset
Sectional
Roses
(Round)
with Lever

Function	US26	US26D	US10B	US14	US15
Standard (A)		\$687		\$740	
Double Cylinder (AC)		687		740	
Panic – Proof (F)		687		740	
Storeroom (EW) or Classroom (J)		687		740	
Passage (N)		548		591	
Privacy (L)		616		667	
Pair Dummy (PD)		220		272	



2914S
Mortise
Lockset
Sectional
Roses
(Square)
with Lever

Function	US26	US26D	US10B	US14	US15
Standard (A)		\$727		\$785	
Double Cylinder (AC)		727		785	
Panic – Proof (F)		727		785	
Storeroom (EW) or Classroom (J)		727		785	
Passage (N)		580		626	
Privacy (L)		683		712	
Pair Dummy (PD)		246		290	



D12914
Deadbolt
Lockset
Lever
with Plates

Function	US26	US26D	US10B	US14	US15
Standard (A)		540		\$610	
Pair Dummy (PD)		377		434	

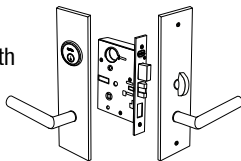
+ SEE SMART MODEL PRICING PAGE 66

5¹/₂" center to center



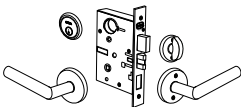
12923

10⁹/₁₆" Overall Length
2³/₈" Width
2¹/₂" Projection



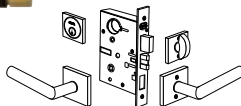
12923
Mortise
Lockset
Lever with
Plates

Function	US3A US26	US4 US26D	US10B 14-BN	US15 4-10B
Standard (A)		\$798		\$838
Double Cylinder (AC)		798		838
Panic – Proof (F)		798		838
Storeroom (EW) or Classroom (J)		798		838
Passage (N)		697		731
Privacy (L)		739		777
Pair Dummy (PD)		409		443



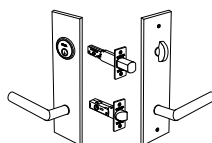
2923
Mortise
Lockset
Sectional
Roses
(Round)
with Lever

Function	US3A US26	US4 US26D	US10B 14-BN	US15 4-10B
Standard (A)		\$733		\$762
Double Cylinder (AC)		733		762
Panic – Proof (F)		733		762
Storeroom (EW) or Classroom (J)		733		762
Passage (N)		597		613
Privacy (L)		662		689
Pair Dummy (PD)		254		306



2923S
Mortise
Lockset
Sectional
Roses
(Square)
with Lever

Function	US3A US26	US4 US26D	US10B 14-BN	US15 4-10B
Standard (A)		\$773		\$807
Double Cylinder (AC)		773		807
Panic – Proof (F)		773		807
Storeroom (EW) or Classroom (J)		773		807
Passage (N)		626		648
Privacy (L)		705		734
Pair Dummy (PD)		286		332



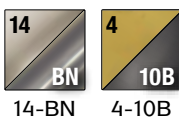
D12923
Deadbolt
Lockset
Lever
with Plates

Function	US3A US26	US4 US26D	US10B 14-BN	US15 4-10B
Standard (A)		\$586		\$632
Pair Dummy (PD)		423		456

+ SEE SMART MODEL PRICING PAGE 66

5¹/₂" center to center

Suggested retail prices effective February 1, 2023.



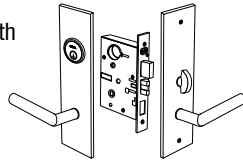
12923 is also available in these split finishes, where BN and 10B are the barrel finish colors.

MODERN



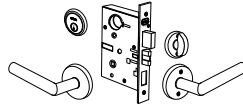
12943

10⁹/₁₆" Overall Length
2³/₈" Width
2⁵/₈" Projection



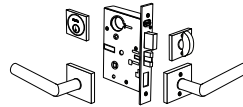
12943
Mortise
Lockset
Lever with
Plates

Function	US3	US4	US10B	
	US26	US26D	US14	US15
Standard (A)	\$698		\$758	
Double Cylinder (AC)	698		758	
Panic – Proof (F)	698		758	
Storeroom (EW) or Classroom (J)	698		758	
Passage (N)	597		651	
Privacy (L)	639		697	
Pair Dummy (PD)	309		363	



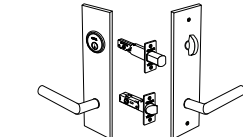
2943
Mortise
Lockset
Sectional
Roses
(Round)
with Lever

Function	US3	US4	US10B	
	US26	US26D	US14	US15
Standard (A)	\$633		\$682	
Double Cylinder (AC)	633		682	
Panic – Proof (F)	633		682	
Storeroom (EW) or Classroom (J)	633		682	
Passage (N)	494		533	
Privacy (L)	562		609	
Pair Dummy (PD)	168		219	



2943S
Mortise
Lockset
Sectional
Roses
(Square)
with Lever

Function	US3	US4	US10B	
	US26	US26D	US14	US15
Standard (A)	\$673		\$727	
Double Cylinder (AC)	673		727	
Panic – Proof (F)	673		727	
Storeroom (EW) or Classroom (J)	673		727	
Passage (N)	526		568	
Privacy (L)	605		654	
Pair Dummy (PD)	196		256	



D12943
Deadbolt
Lockset
Lever
with Plates

Function	US3	US4	US10B	
	US26	US26D	US14	US15
Standard (A)	\$486		\$552	
Pair Dummy (PD)	323		376	

+ SEE SMART MODEL PAGE 66

5 1/2" center to center

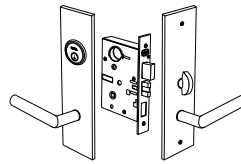
Suggested retail prices effective February 1, 2023.

STAINLESS STEEL



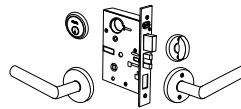
12012

10⁹/₁₆" Overall Length
2¹/₂" Width
3" Projection



12012
Mortise
Lockset
Lever with
Plates

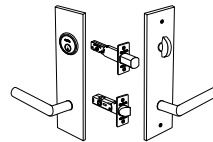
Function	US32D	PBL PDB PSG PTT
Standard (A)	\$619	\$836
Double Cylinder (AC)	619	836
Panic – Proof (F)	619	836
Storeroom (EW) or Classroom (J)	619	836
Passage (N)	498	762
Privacy (L)	531	795
Pair Dummy (PD)	203	297



2012
Mortise
Lockset
Sectional
Roses
(Round)
with Lever

Function	US32D
Standard (A)	\$590
Double Cylinder (AC)	590
Panic – Proof (F)	590
Storeroom (EW) or Classroom (J)	590
Passage (N)	411
Privacy (L)	533
Pair Dummy (PD)	90

For Lever with Square Rose, add \$44.



D12012
Deadbolt
Lockset
Lever
with Plates

Function	US32D
Standard (A)	\$421
Pair Dummy (PD)	203

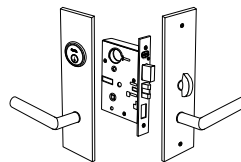
+ SEE SMART MODEL PAGE 66

5 1/2" center to center




12022

10⁹/₁₆" Overall Length
2¹/₂" Width
2⁷/₈" Projection



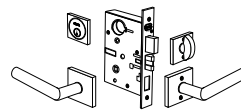
12022
Mortise
Lockset
Lever with
Plates

Function	US32D	PBL PDB PSG PTT
Standard (A)	\$649	\$876
Double Cylinder (AC)	649	876
Panic – Proof (F)	649	876
Storeroom (EW) or Classroom (J)	649	876
Passage (N)	528	792
Privacy (L)	561	825
Pair Dummy (PD)	229	319



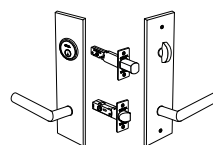
2022
Mortise
Lockset
Sectional
Roses
(Round)
with Lever

Function	US32D
Standard (A)	\$621
Double Cylinder (AC)	621
Panic – Proof (F)	621
Storeroom (EW) or Classroom (J)	621
Passage (N)	442
Privacy (L)	564
Pair Dummy (PD)	126



2022S
Mortise
Lockset
Sectional
Roses
(Square)
with Lever

Function	US32D
Standard (A)	\$649
Double Cylinder (AC)	649
Panic – Proof (F)	649
Storeroom (EW) or Classroom (J)	649
Passage (N)	461
Privacy (L)	582
Pair Dummy (PD)	159



D12022
Deadbolt
Lockset
Lever
with Plates

Function	US32D
Standard (A)	\$451
Pair Dummy (PD)	228

+ SEE SMART MODEL PRICING PAGE 66

5 1/2" center to center



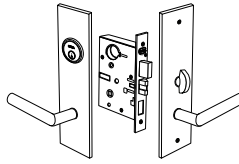
Suggested retail prices effective February 1, 2023.

STAINLESS STEEL



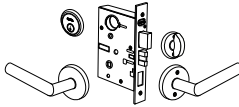
12023

10⁹/₁₆" Overall Length
2¹/₂" Width
2⁵/₈" Projection



12023
Mortise
Lockset
Lever with
Plates

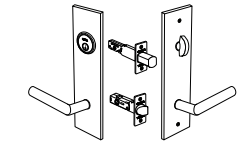
Function	US32D
Standard (A)	\$696
Double Cylinder (AC)	696
Panic – Proof (F)	696
Storeroom (EW) or Classroom (J)	696
Passage (N)	575
Privacy (L)	608
Pair Dummy (PD)	280



2023
Mortise
Lockset
Sectional
Roses
(Round)
with Lever

Function	US32D
Standard (A)	\$667
Double Cylinder (AC)	667
Panic – Proof (F)	667
Storeroom (EW) or Classroom (J)	667
Passage (N)	448
Privacy (L)	610
Pair Dummy (PD)	176

For Lever with Square Rose, add \$44.



D12023
Deadbolt
Lockset
Lever
with Plates

Function	US32D
Standard (A)	\$495
Pair Dummy (PD)	280

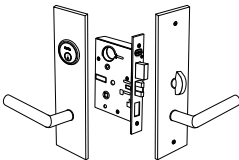
+ SEE SMART MODEL PRICING PAGE 66

5¹/₂" center to center



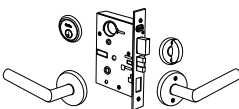
12025

10⁹/₁₆" Overall Length
2¹/₂" Width
2⁵/₈" Projection



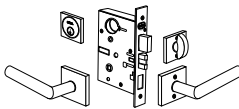
12025
Mortise
Lockset
Lever with
Plates

Function	US32D	PBL PDB PSG PTT
Standard (A)	\$718	\$891
Double Cylinder (AC)	718	891
Panic – Proof (F)	718	891
Storeroom (EW) or Classroom (J)	718	891
Passage (N)	597	861
Privacy (L)	630	894
Pair Dummy (PD)	297	385



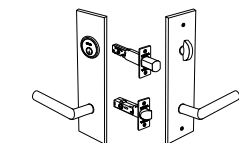
2025
Mortise
Lockset
Sectional
Roses
(Round)
with Lever

Function	US32D
Standard (A)	\$689
Double Cylinder (AC)	689
Panic – Proof (F)	689
Storeroom (EW) or Classroom (J)	689
Passage (N)	510
Privacy (L)	632
Pair Dummy (PD)	174



2025S
Mortise
Lockset
Sectional
Roses
(Square)
with Lever

Function	US32D
Standard (A)	\$718
Double Cylinder (AC)	718
Panic – Proof (F)	718
Storeroom (EW) or Classroom (J)	718
Passage (N)	527
Privacy (L)	651
Pair Dummy (PD)	207



D12025
Deadbolt
Lockset
Lever
with Plates

Function	US32D
Standard (A)	\$515
Pair Dummy (PD)	297

+ SEE SMART MODEL PRICING PAGE 66

5¹/₂" center to center



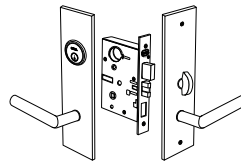
Suggested retail prices effective February 1, 2023.

STAINLESS STEEL

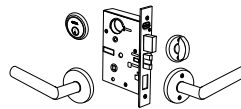


12032

10 9/16" Overall Length
2 1/2" Width
2 1/2" Projection

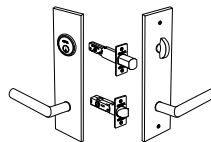


Function	US32D
Standard (A)	\$689
Double Cylinder (AC)	689
Panic – Proof (F)	689
Storeroom (EW) or Classroom (J)	689
Passage (N)	568
Privacy (L)	601
Pair Dummy (PD)	269



Function	US32D
Standard (A)	\$660
Double Cylinder (AC)	660
Panic – Proof (F)	660
Storeroom (EW) or Classroom (J)	660
Passage (N)	481
Privacy (L)	603
Pair Dummy (PD)	152

For Lever with Square Rose, add \$44.



Function	US32D
Standard (A)	\$487
Pair Dummy (PD)	269

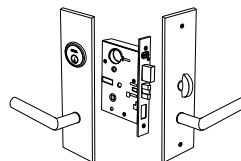
+ SEE SMART MODEL PRICING PAGE 66

5 1/2" center to center

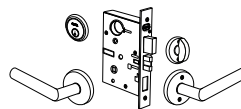


12043

10 9/16" Overall Length
2 1/2" Width
2 5/8" Projection

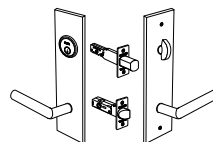


Function	US32D	PBL PDB PSG PTT
Standard (A)	\$718	\$891
Double Cylinder (AC)	718	891
Panic – Proof (F)	718	891
Storeroom (EW) or Classroom (J)	718	891
Passage (N)	597	861
Privacy (L)	630	894
Pair Dummy (PD)	297	385



Function	US32D
Standard (A)	\$689
Double Cylinder (AC)	689
Panic – Proof (F)	689
Storeroom (EW) or Classroom (J)	689
Passage (N)	510
Privacy (L)	632
Pair Dummy (PD)	180

For Lever with Square Rose, add \$44.



Function	US32D
Standard (A)	\$515
Pair Dummy (PD)	297

+ SEE SMART MODEL PAGE 66

5 1/2" center to center



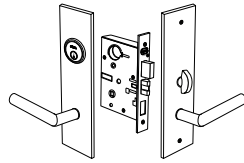
Suggested retail prices effective February 1, 2023.

TRADITIONS



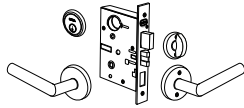
11055

10⁵/₈" Overall Length
2³/₈" Width
2¹/₂" Projection



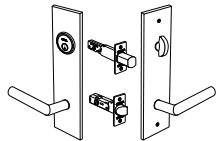
11055
Mortise
Lockset
Lever with
Plates

Function	US3 US26	US3A SB	US5A	US10B US14	US15
Standard (A)		\$754		\$808	
Double Cylinder (AC)		754		808	
Panic – Proof (F)		754		808	
Storeroom (EW) or Classroom (J)		754		808	
Passage (N)		653		701	
Privacy (L)		695		747	
Pair Dummy (PD)		365		413	



1055
Mortise
Lockset
Sectional
Roses
(Traditional)
with Lever

Function	US3 US26	US3A SB	US5A	US10B US14	US15
Standard (A)		\$689		\$732	
Double Cylinder (AC)		689		732	
Panic – Proof (F)		689		732	
Storeroom (EW) or Classroom (J)		689		732	
Passage (N)		550		583	
Privacy (L)		618		659	
Pair Dummy (PD)		224		270	



D11055
Deadbolt
Lockset
Lever
with Plates

Function	US3 US26	US3A SB	US5A	US10B US14	US15
Standard (A)		\$542		\$602	
Pair Dummy (PD)		379		426	

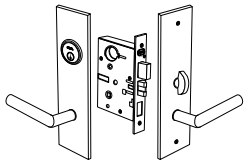
+ SEE SMART MODEL PRICING PAGE 66

5¹/₂" center to center



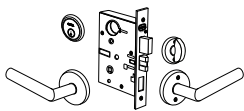
11432

10⁵/₈" Overall Length
2³/₈" Width
2⁷/₈" Projection



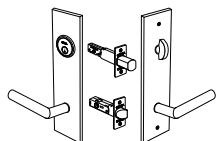
11432
Mortise
Lockset
Knob with
Plates

Function	US3 US26	US3A SB	US5A	US10B US14	US15
Standard (A)		\$706		\$760	
Double Cylinder (AC)		706		760	
Panic – Proof (F)		706		760	
Storeroom (EW) or Classroom (J)		706		760	
Passage (N)		605		653	
Privacy (L)		647		699	
Pair Dummy (PD)		317		365	



1432
Mortise
Lockset
Sectional
Roses
(Traditional)
with Knob

Function	US3 US26	US3A SB	US5A	US10B US14	US15
Standard (A)		\$641		\$684	
Double Cylinder (AC)		641		684	
Panic – Proof (F)		641		684	
Storeroom (EW) or Classroom (J)		641		684	
Passage (N)		502		535	
Privacy (L)		570		611	
Pair Dummy (PD)		180		226	



D11432
Deadbolt
Lockset
Knob
with Plates

Function	US3 US26	US3A SB	US5A	US10B US14	US15
Standard (A)		\$494		\$554	
Pair Dummy (PD)		331		378	

+ SEE SMART MODEL PRICING PAGE 66

5¹/₂" center to center

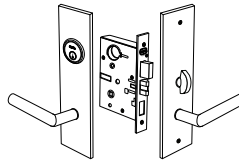
Suggested retail prices effective February 1, 2023.

TRADITIONS

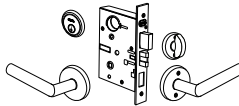


11442

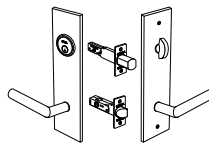
10⁵/₈" Overall Length
2³/₈" Width
2¹/₂" Projection



Function	US3	US3A	US5A	US10B	
	US26	US26D	SB	US14	US15
11442 Standard (A)			\$692	\$740	
Mortise Double Cylinder (AC)			692	740	
Lockset Panic – Proof (F)			692	740	
Knob with Storeroom (EW) or Classroom (J)			692	740	
Passage (N)			591	633	
Privacy (L)			633	679	
Pair Dummy (PD)			303	345	



Function	US3	US3A	US5A	US10B	
	US26	US26D	SB	US14	US15
1442 Standard (A)			\$627	\$664	
Mortise Double Cylinder (AC)			627	664	
Lockset Panic – Proof (F)			627	664	
Sectional Storeroom (EW) or Classroom (J)			627	664	
Roses Passage (N)			488	515	
(Traditional) Privacy (L)			556	591	
with Knob Pair Dummy (PD)			162	206	

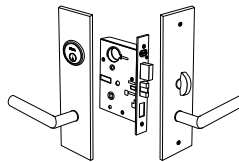


Function	US3	US3A	US5A	US10B	
	US26	US26D	SB	US14	US15
D11442 Standard (A)			\$480	\$534	
Deadbolt Pair Dummy (PD)			317	358	
Lockset Knob with Plates	+ SEE SMART MODEL PRICING PAGE 66				
5 ¹ / ₂ " center to center					

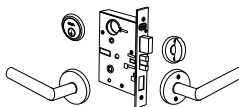


11752

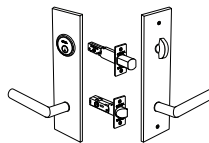
10⁵/₈" Overall Length
2³/₈" Width
2⁵/₈" Projection



Function	US3	US3A	US5A	US10B	
	US26	US26D	SB	US14	US15
11752 Standard (A)			\$668	\$718	
Mortise Double Cylinder (AC)			668	718	
Lockset Panic – Proof (F)			668	718	
Lever with Plates Storeroom (EW) or Classroom (J)			668	718	
Passage (N)			567	611	
Privacy (L)			609	657	
Pair Dummy (PD)			279	323	



Function	US3	US3A	US5A	US10B	
	US26	US26D	SB	US14	US15
1752 Standard (A)			\$603	\$642	
Mortise Double Cylinder (AC)			603	642	
Lockset Panic – Proof (F)			603	642	
Sectional Storeroom (EW) or Classroom (J)			603	642	
Roses Passage (N)			464	493	
(Traditional) Privacy (L)			532	542	
with Lever Pair Dummy (PD)			140	184	



Function	US3	US3A	US5A	US10B	
	US26	US26D	SB	US14	US15
D11752 Standard (A)			\$456	\$512	
Deadbolt Pair Dummy (PD)			293	336	
Lockset Lever with Plates	+ SEE SMART MODEL PRICING PAGE 66				
5 ¹ / ₂ " center to center					

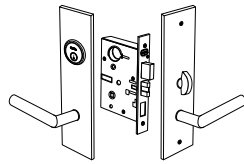
Suggested retail prices effective February 1, 2023.

TRADITIONS



11904

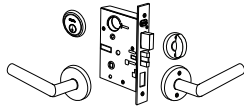
10 5/8" Overall Length
2 3/8" Width
2 5/8" Projection



11904

Mortise Lockset
Lever with Plates

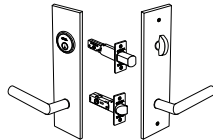
Function	US3 US5A	US3A US26	US10B US14 US15
Standard (A)		\$720	\$778
Double Cylinder (AC)		720	778
Panic – Proof (F)		720	778
Storeroom (EW) or Classroom (J)		720	778
Passage (N)		619	671
Privacy (L)		661	717
Pair Dummy (PD)		331	383



1904

Mortise Lockset
Sectional Roses
(Traditional) with Lever

Function	US3 US5A	US3A US26	US10B US14 US15
Standard (A)		\$655	\$702
Double Cylinder (AC)		655	702
Panic – Proof (F)		655	702
Storeroom (EW) or Classroom (J)		655	702
Passage (N)		516	553
Privacy (L)		584	629
Pair Dummy (PD)		196	304



D11904

Deadbolt Lockset
Lever with Plates

Function	US3 US5A	US3A US26	US10B US14 US15
Standard (A)		\$508	\$572
Pair Dummy (PD)		345	396

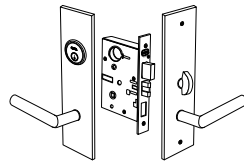
+ SEE SMART MODEL PRICING PAGE 66

5 1/2" center to center



24570

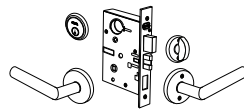
10 5/8" Overall Length
2 7/16" Width
2 1/2" Projection



24570

Mortise Lockset
Lever with Plates

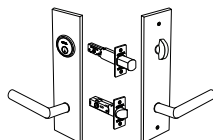
Function	US3 US5A	US3A US26 SB	US10B US14 US15
Standard (A)		\$783	\$798
Double Cylinder (AC)		783	798
Panic – Proof (F)		783	798
Storeroom (EW) or Classroom (J)		783	798
Passage (N)		667	683
Privacy (L)		688	704
Pair Dummy (PD)		343	391



1570

Mortise Lockset
Sectional Roses
(Traditional) with Lever

Function	US3 US5A	US3A US26 SB	US10B US14 US15
Standard (A)		\$672	\$710
Double Cylinder (AC)		672	710
Panic – Proof (F)		672	710
Storeroom (EW) or Classroom (J)		672	710
Passage (N)		520	542
Privacy (L)		588	637
Pair Dummy (PD)		190	240



D24570

Deadbolt Lockset
Lever with Plates

Function	US3 US5A	US3A US26 SB	US10B US14 US15
Standard (A)		\$573	\$580
Pair Dummy (PD)		357	\$404

Only available with 3 5/8" center to center.

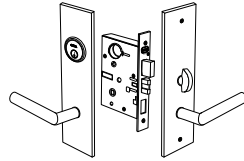
Suggested retail prices effective February 1, 2023.

TRADITIONS



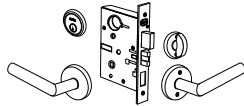
25430

10 5/8" Overall Length
2 3/8" Width
2 3/4" Projection



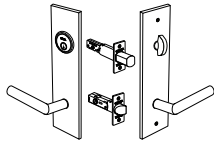
25430
Mortise
Lockset
Knob with
Plates

Function	US3 US26	US3A SB	US10B US14	US15
Standard (A)		\$704		\$742
Double Cylinder (AC)		704		742
Panic – Proof (F)		704		742
Storeroom (EW) or Classroom (J)		704		742
Passage (N)		588		635
Privacy (L)		599		681
Pair Dummy (PD)		305		347



1430
Mortise
Lockset
Sectional
Roses
(Traditional)
with Knob

Function	US3 US26	US3A SB	US10B US14	US15
Standard (A)		\$651		\$666
Double Cylinder (AC)		651		666
Panic – Proof (F)		651		666
Storeroom (EW) or Classroom (J)		651		666
Passage (N)		494		517
Privacy (L)		578		593
Pair Dummy (PD)		200		232



D25430
Deadbolt
Lockset
Knob
with Plates

Function	US3 US26	US3A SB	US10B US14	US15
Standard (A)		\$499		\$536
Pair Dummy (PD)		305		360

Only available
with 3 5/8" center
to center.

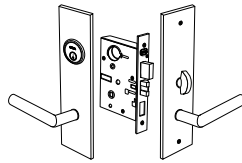
Suggested retail prices effective February 1, 2023.

ARC



11513

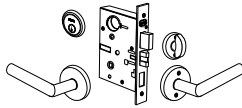
10⁵/₈" Overall Length
2³/₈" Width
2⁵/₈" Projection



11513

Mortise Lockset
Knob with Plates

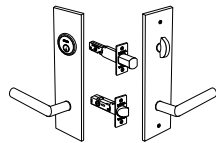
Function	US3 US26	US3A US14	US4 US14	US10B US15
Standard (A)	\$764		\$820	
Double Cylinder (AC)	764		820	
Panic – Proof (F)	764		820	
Storeroom (EW) or Classroom (J)	764		820	
Passage (N)	663		713	
Privacy (L)	705		759	
Pair Dummy (PD)	375		425	



1513

Mortise Lockset
Sectional Roses (Traditional) with Knob

Function	US3 US26	US3A US14	US4 US14	US10B US15
Standard (A)	\$699		\$744	
Double Cylinder (AC)	699		744	
Panic – Proof (F)	699		744	
Storeroom (EW) or Classroom (J)	699		744	
Passage (N)	560		595	
Privacy (L)	628		671	
Pair Dummy (PD)	292		292	



D11513

Deadbolt Lockset
Knob with Plates

Function	US3 US26	US3A US14	US4 US14	US10B US15
Standard (A)	\$552		\$614	
Pair Dummy (PD)	389		438	

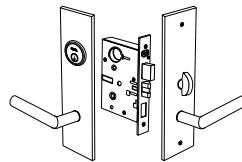
+ SEE SMART MODEL PRICING PAGE 66

5¹/₂" center to center



11753

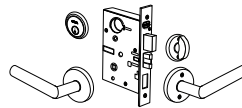
10⁵/₈" Overall Length
2³/₈" Width
2⁷/₈" Projection



11753

Mortise Lockset
Lever with Plates

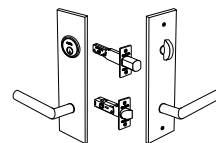
Function	US3 US26	US3A US14	US4 US14	US10B US15
Standard (A)	\$738		\$784	
Double Cylinder (AC)	738		784	
Panic – Proof (F)	738		784	
Storeroom (EW) or Classroom (J)	738		784	
Passage (N)	637		677	
Privacy (L)	679		723	
Pair Dummy (PD)	349		389	



1753

Mortise Lockset
Sectional Roses (Traditional) with Lever

Function	US3 US26	US3A US14	US4 US14	US10B US15
Standard (A)	\$673		\$708	
Double Cylinder (AC)	673		708	
Panic – Proof (F)	673		708	
Storeroom (EW) or Classroom (J)	673		708	
Passage (N)	534		559	
Privacy (L)	602		635	
Pair Dummy (PD)	292		292	



D11753

Deadbolt Lockset
Lever with Plates

Function	US3 US26	US3A US14	US4 US14	US10B US15
Standard (A)	\$526		\$578	
Pair Dummy (PD)	363		402	

+ SEE SMART MODEL PRICING PAGE 66

5¹/₂" center to center

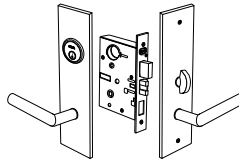
Suggested retail prices effective February 1, 2023.

ARC



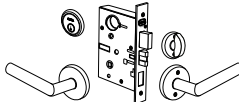
25508

10⁵/₈" Overall Length
2³/₈" Width
2³/₈" Projection



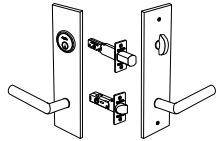
25508
Mortise
Lockset
Knob with
Plates

Function	US3 US26	US3A US26	US10B US14 US15
Standard (A)		\$764	\$820
Double Cylinder (AC)		764	820
Panic – Proof (F)		764	820
Storeroom (EW) or Classroom (J)		764	820
Passage (N)		663	713
Privacy (L)		705	759
Pair Dummy (PD)		375	425



1508
Mortise
Lockset
Sectional
Roses
(Traditional)
with Knob

Function	US3 US26	US3A US26	US10B US14 US15
Standard (A)		\$699	\$744
Double Cylinder (AC)		699	744
Panic – Proof (F)		699	744
Storeroom (EW) or Classroom (J)		699	744
Passage (N)		560	595
Privacy (L)		628	671
Pair Dummy (PD)		292	292



D25508
Deadbolt
Lockset
Knob
with Plates

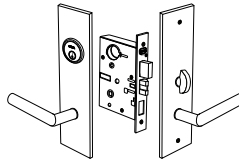
Function	US3 US26	US3A US26	US10B US14 US15
Standard (A)		\$552	\$614
Pair Dummy (PD)		389	438

Only available
with 3⁵/₈" center
to center.



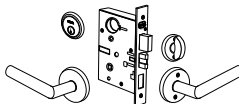
25748

10⁵/₈" Overall Length
2³/₈" Width
2⁷/₈" Projection



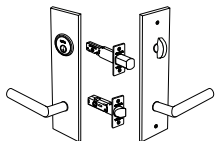
25748
Mortise
Lockset
Lever with
Plates

Function	US3 US26	US3A US26	US10B US14 US15
Standard (A)		\$738	\$784
Double Cylinder (AC)		738	784
Panic – Proof (F)		738	784
Storeroom (EW) or Classroom (J)		738	784
Passage (N)		637	677
Privacy (L)		679	723
Pair Dummy (PD)		349	389



1748
Mortise
Lockset
Sectional
Roses
(Traditional)
with Lever

Function	US3 US26	US3A US26	US10B US14 US15
Standard (A)		\$673	\$708
Double Cylinder (AC)		673	708
Panic – Proof (F)		673	708
Storeroom (EW) or Classroom (J)		673	708
Passage (N)		534	559
Privacy (L)		602	635
Pair Dummy (PD)		292	292



D25748
Deadbolt
Lockset
Lever
with Plates

Function	US3 US26	US3A US26	US10B US14 US15
Standard (A)		\$526	\$578
Pair Dummy (PD)		363	402

Only available
with 3⁵/₈" center
to center.

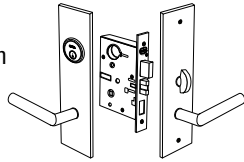
Suggested retail prices effective February 1, 2023.

Prodigy



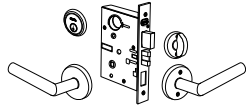
11895

10 5/8" Overall Length
2 3/8" Width
2 3/4" Projection



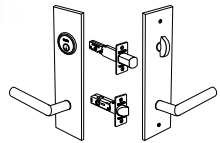
11895
Mortise
Lockset
Lever with
Plates

Function	US3	US4	US26	US10B	US14	US15
Standard (A)		\$670			\$710	
Double Cylinder (AC)		670			710	
Panic – Proof (F)		670			710	
Storeroom (EW) or Classroom (J)		670			710	
Passage (N)		569			603	
Privacy (L)		611			649	
Pair Dummy (PD)		281			315	



1895
Mortise
Lockset
Sectional
Roses
(Round)
with Lever

Function	US3	US4	US26	US10B	US14	US15
Standard (A)		\$605			\$634	
Double Cylinder (AC)		605			634	
Panic – Proof (F)		605			634	
Storeroom (EW) or Classroom (J)		605			634	
Passage (N)		466			485	
Privacy (L)		534			561	
Pair Dummy (PD)		180			180	



D11895
Deadbolt
Lockset
Lever
with Plates

Function	US3	US4	US26	US10B	US14	US15
Standard (A)		\$458			\$504	
Pair Dummy (PD)		295			328	


+ □ SEE SMART MODEL PRICING PAGE 66

5 1/2" center to center



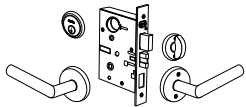
12912

10 9/16" Overall Length
2 3/8" Width
3" Projection



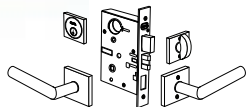
12912
Mortise
Lockset
Lever with
Plates

Function	US3	US4	US26	US26D	US10B	US14	US15
Standard (A)		\$688				\$728	
Double Cylinder (AC)		688				728	
Panic – Proof (F)		688				728	
Storeroom (EW) or Classroom (J)		688				728	
Passage (N)		587				621	
Privacy (L)		629				667	
Pair Dummy (PD)		299				333	



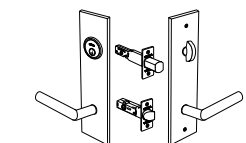
2912
Mortise
Lockset
Sectional
Roses
(Round)
with Lever

Function	US3	US4	US26	US26D	US10B	US14	US15
Standard (A)		\$623				\$652	
Double Cylinder (AC)		623				652	
Panic – Proof (F)		623				652	
Storeroom (EW) or Classroom (J)		623				652	
Passage (N)		484				503	
Privacy (L)		552				579	
Pair Dummy (PD)		204				204	



2912S
Mortise
Lockset
Sectional
Roses
(Square)
with Lever

Function	US3	US4	US26	US26D	US10B	US14	US15
Standard (A)		\$663				\$697	
Double Cylinder (AC)		663				697	
Panic – Proof (F)		663				697	
Storeroom (EW) or Classroom (J)		663				697	
Passage (N)		516				538	
Privacy (L)		595				624	
Pair Dummy (PD)		204				204	



D12912
Deadbolt
Lockset
Lever
with Plates

Function	US3	US4	US26	US26D	US10B	US14	US15
Standard (A)		\$476				\$522	
Pair Dummy (PD)		313				346	

+ □ SEE SMART MODEL PRICING PAGE 66

5 1/2" center to center

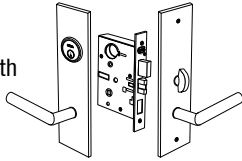
Suggested retail prices effective February 1, 2023.

Prodigy



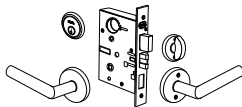
12925

10⁹/₁₆" Overall Length
2³/₈" Width
2³/₄" Projection



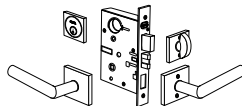
12925
Mortise
Lockset
Lever with
Plates

Function	US3	US4	US26	US26D	US10B	US14	US15
Standard (A)			\$688			\$728	
Double Cylinder (AC)			688			728	
Panic – Proof (F)			688			728	
Storeroom (EW) or Classroom (J)			688			728	
Passage (N)			587			621	
Privacy (L)			629			667	
Pair Dummy (PD)			299			333	



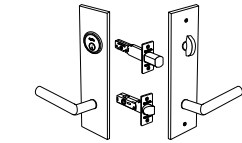
2925
Mortise
Lockset
Sectional
Roses
(Round)
with Lever

Function	US3	US4	US26	US26D	US10B	US14	US15
Standard (A)			\$623			\$652	
Double Cylinder (AC)			623			652	
Panic – Proof (F)			623			652	
Storeroom (EW) or Classroom (J)			623			652	
Passage (N)			484			503	
Privacy (L)			552			579	
Pair Dummy (PD)			204			204	



2925S
Mortise
Lockset
Sectional
Roses
(Square)
with Lever

Function	US3	US4	US26	US26D	US10B	US14	US15
Standard (A)			\$663			\$697	
Double Cylinder (AC)			663			697	
Panic – Proof (F)			663			697	
Storeroom (EW) or Classroom (J)			663			697	
Passage (N)			516			538	
Privacy (L)			595			624	
Pair Dummy (PD)			204			204	



D12925
Deadbolt
Lockset Lever
with Plates

Function	US3	US4	US26	US26D	US10B	US14	US15
Standard (A)			\$476			\$522	
Pair Dummy (PD)			313			346	

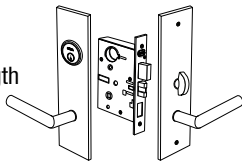
+ SEE SMART MODEL PRICING PAGE 66

5 1/2" center to center



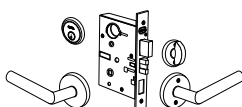
12930

10⁹/₁₆" Overall Length
2³/₈" Width
2 1/2" Projection



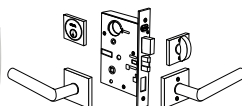
12930
Mortise
Lockset
Lever with
Plates

Function	US3	US4	US26	US26D	US10B	US14	US15
Standard (A)			\$688			\$728	
Double Cylinder (AC)			688			728	
Panic – Proof (F)			688			728	
Storeroom (EW) or Classroom (J)			688			728	
Passage (N)			587			621	
Privacy (L)			629			667	
Pair Dummy (PD)			299			333	



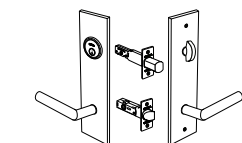
2930
Mortise
Lockset
Sectional
Roses
(Round)
with Lever

Function	US3	US4	US26	US26D	US10B	US14	US15
Standard (A)			\$623			\$652	
Double Cylinder (AC)			623			652	
Panic – Proof (F)			623			652	
Storeroom (EW) or Classroom (J)			623			652	
Passage (N)			484			503	
Privacy (L)			552			579	
Pair Dummy (PD)			204			204	



2930S
Mortise
Lockset
Sectional
Roses
(Square)
with Lever

Function	US3	US4	US26	US26D	US10B	US14	US15
Standard (A)			\$663			\$697	
Double Cylinder (AC)			663			697	
Panic – Proof (F)			663			697	
Storeroom (EW) or Classroom (J)			663			697	
Passage (N)			516			538	
Privacy (L)			595			624	
Pair Dummy (PD)			204			204	



D12930
Deadbolt
Lockset Lever
with Plates

Function	US3	US4	US26	US26D	US10B	US14	US15
Standard (A)			\$476			\$522	
Pair Dummy (PD)			313			346	

+ SEE SMART MODEL PRICING PAGE 66

5 1/2" center to center

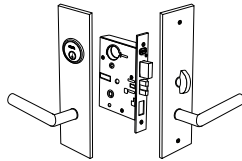
Suggested retail prices effective February 1, 2023.

Prodigy



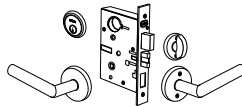
12935

10⁹/₁₆" Overall Length
2³/₈" Width
2³/₄" Projection



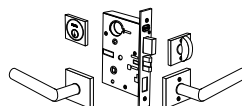
12935 Mortise Lockset Knob with Plates

Function	US3	US4	US26	US26D	US10B	US14	US15
Standard (A)			\$708			\$748	
Double Cylinder (AC)			708			748	
Panic – Proof (F)			708			748	
Storeroom (EW) or Classroom (J)			708			748	
Passage (N)			607			641	
Privacy (L)			649			687	
Pair Dummy (PD)			329			353	



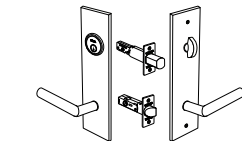
2935 Mortise Lockset Sectional Roses (Round) with Knob

Function	US3	US4	US26	US26D	US10B	US14	US15
Standard (A)			\$643			\$672	
Double Cylinder (AC)			643			672	
Panic – Proof (F)			643			672	
Storeroom (EW) or Classroom (J)			643			672	
Passage (N)			504			523	
Privacy (L)			572			599	
Pair Dummy (PD)			204			204	



2935S Mortise Lockset Sectional Roses (Square) with Knob

Function	US3	US4	US26	US26D	US10B	US14	US15
Standard (A)			\$683			\$717	
Double Cylinder (AC)			683			717	
Panic – Proof (F)			683			717	
Storeroom (EW) or Classroom (J)			683			717	
Passage (N)			536			558	
Privacy (L)			615			644	
Pair Dummy (PD)			204			204	



D12935 Deadbolt Lockset Knob with Plates

Function	US3	US4	US26	US26D	US10B	US14	US15
Standard (A)			\$496			\$542	
Pair Dummy (PD)			323			366	

+ SEE SMART MODEL PAGE 66

5 1/2" center to center

Suggested retail prices effective February 1, 2023.


CLASSICO



53059 Mortise Lockset
Knob with Plates

13⁷/₈" Overall Length
2⁷/₈" Width
2¹/₈" Projection

Function	BAS D ETR	BPS
Standard (A)	\$1,155	\$1,207
Panic – Proof (F)	1,155	1,207
Passage (N)	994	1,042
Single Dummy (SD)	369	393



57251 Mortise Lockset
Lever with Plates

14" Overall Length
3" Width
2³/₈" Projection

Function	BAS D ETR	BPS
Standard (A)	\$1,155	\$1,207
Panic – Proof (F)	1,155	1,207
Passage (N)	994	1,042
Single Dummy (SD)	369	393

BAS = Siena Brass, Lacquered
BPS = Venetian Nickel, Lacquered
D = Florentine Brass, Lacquered
ETR = Etruscan Bronze, Lacquered

Suggested retail prices effective February 1, 2023.

OMNIA + level

The Beauty of OMNIA with Invisible Smart Technology

Powered by  level



In an industry first, **OMNIA+level** locks bring together iconic designs with the latest smart conveniences. You can now find the perfect lock for any home – without compromising style for smarts. Powered by the Bolt invisible smart lock, the **OMNIA+level** line brings all-new possibilities to some of our best selling locks.



OMNIA + level

Smart Auxiliary Deadbolts

Auxiliary deadbolts have an adjustable backset, only for 1³/₄" thick doors or thicker.
All sets provided with US32D faceplate.

L.COLDBA



Description/Function

L.COLDBA
2 1/2" dia.
(covers 2 1/8" hole)

US3	US3A	US4
US5A	US10B	
US14	US15	US26
\$569		

L.MODDBA



Description/Function

L.MODDBA
2 5/8" dia.
(covers 2 1/8" hole)

US3	US4	US10B
US14	US15	
US26	US26D	
\$569		

L.TRADDBA



Description/Function

L.TRADDBA
2 5/8" dia.
(covers 2 1/8" hole)

US3	US4	US10B
US14	US15	US26
\$569		

L.D9000A



Description/Function

L.D9000A
2 1/2" dia.
(covers 2 1/8" hole)

US32D	PBL	PDB
	PSG	PTT
\$651		\$781

Suggested retail prices effective February 1, 2023.

OMNIA + level

Smart Deadbolt Locksets with Plates

All sets provided with US32D faceplate.

L.D11752



Description

L.D11752

5 1/2" Center to Center

10 9/16" Length x 2 3/8" Width x 2 5/8" Projection

US3 US5A US10B
US15 US26

\$847

L.D12012



Description

L.D12012

5 1/2" Center to Center

10 9/16" Length x 2 1/2" Width x 3" Projection

US32D

\$847

L.D12043



Description

L.D12043

5 1/2" Center to Center

10 9/16" Length x 2 1/2" Width x 2 5/8" Projection

US32D

\$847

L.D12935



Description

L.D12935

5 1/2" Center to Center

10 9/16" Length x 2 3/8" Width x 2 3/4" Projection

US3 US4 US10B US14
US15 US26 US26D

\$847

L.D12943



Description

L.D12943

5 1/2" Center to Center

10 9/16" Length x 2 3/8" Width x 2 5/8" Projection

US3 US4 US10B
US14 US15
US26 US26D

\$847

Suggested retail prices effective February 1, 2023.

OMNIA + level

Smart Entrance Handlesets

Only for 1³/₄" thick doors or thicker. All sets provided with US32D faceplate.



L.METRO.F043



Description US32D
L.METRO.F043 \$999
Tubular Deadbolt
Lockset
5 1/2" Center to Center



L.URBAN.F012



Description US32D BLACK
L.URBAN.F012 \$999 \$1,149
Tubular Deadbolt
Lockset
5 1/2" Center to Center

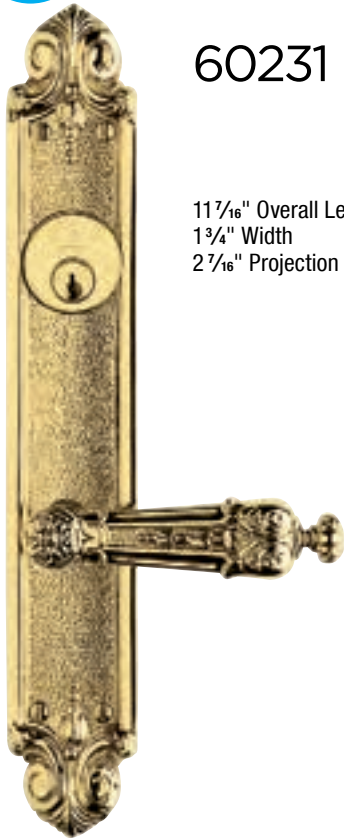
Suggested retail prices effective February 1, 2023.

NARROW BACKSET LOCKSETS

Solid Brass Trim

OMNIA's narrow backset mortise locksets are ideal for use wherever a slim, elegant look is desired. In addition to enhancing any setting where they are employed, these slender designs provide superlative security with a standard mortise cylinder lock. This lock can also be used with OMNIA's standard thru-bolting roses. A perfect blending of classic style in a range of finishes, combined with American made reliability.





60231

11⁷/₁₆" Overall Length
1³/₄" Width
2⁷/₁₆" Projection

Function

Standard (A) with rocker
Entry (B) without rocker
Double Cylinder (AC) with rocker
Double Cylinder (BAC) without rocker
Passage (N)
Privacy (L)
Pair Dummy (PD)

US3

\$1,139
1,139
1,159
1,159
891
1,030
456

SB

\$1,183
1,183
1,203
1,203
928
1,070
470



60251

11⁷/₁₆" Overall Length
1³/₄" Width
2³/₈" Projection

Function

Standard (A) with rocker
Entry (B) without rocker
Double Cylinder (AC) with rocker
Double Cylinder (BAC) without rocker
Passage (N)
Privacy (L)
Pair Dummy (PD)

US3

\$1,179
1,179
1,197
1,197
932
1,072
498

SB

\$1,228
1,228
1,246
1,246
971
1,114
522

Suggested retail prices effective February 1, 2023.



64036

8 1/4" Overall Length
2" Width
2 1/2" Projection

Function	US3	US26 SB	US108 US15
Standard (A) with rocker	\$927	\$952	\$1,020
Entry (B) without rocker	927	952	1,020
Double Cylinder (AC) with rocker	950	975	1,042
Double Cylinder (BAC) without rocker	950	975	1,042
Passage (N)	715	729	787
Privacy (L)	813	832	895
Pair Dummy (PD)	305	305	355



65752

9 1/2" Overall Length
1 9/16" Width
2 5/8" Projection

Function	US3	US26 SB	US15
Standard (A) with rocker	\$927	\$952	\$963
Entry (B) without rocker	927	952	963
Double Cylinder (AC) with rocker	950	975	986
Double Cylinder (BAC) without rocker	950	975	986
Passage (N)	715	729	743
Privacy (L)	813	832	841
Pair Dummy (PD)	216	227	242

Suggested retail prices effective February 1, 2023.



65895

9 1/2" Overall Length
1 9/16" Width
2 3/4" Projection

Function	US3	US26 SB	US15
Standard (A) with rocker	\$927	\$952	\$963
Entry (B) without rocker	927	952	963
Double Cylinder (AC) with rocker	950	975	986
Double Cylinder (BAC) without rocker	950	975	986
Passage (N)	715	729	743
Privacy (L)	813	832	841
Pair Dummy (PD)	216	227	242

All shown trim can also be used with 2 1/2" and 2 3/4" backset mortise locks.

Suggested retail prices effective February 1, 2023.

POCKET DOOR HARDWARE

Solid Brass or Stainless Steel Trim



OMNIA's solid brass and stainless steel pocket door hardware is ideal for bedroom and bathroom installations. Modern and traditional trim designs complement any décor and either feature concealed mounting screws or are force fit.

The collection includes locking and non-locking configurations featuring push button ejected mortise edge pulls with spring assistance. Privacy is achieved with either a butterfly deadbolt, or a hook bolt. Most trim styles are also available as flushcups for use on pocket, barn and sliding doors.

Pocket Door Locks & Flushcups

Lockbodies 1130 1230 1330

Lockbodies for pocket doors are available as part of the sets shown on pages 73-74.

1130/L
Privacy
or Entry
with
Faceplate
and Strike
\$300



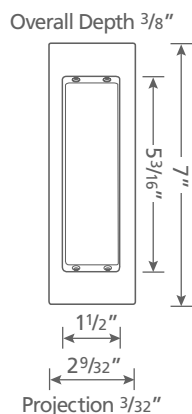
1230/N
Passage
with
Faceplate
and Strike
\$222



1330/PD
Pair
Dummy
with
Faceplate
Only
\$262



7035



Flushcup
Only
7035/O
\$103



Flushcups (2)
with 1230/N
7035/N
\$412



Flushcups (2)
with 1330/PD
7035/PD
\$454

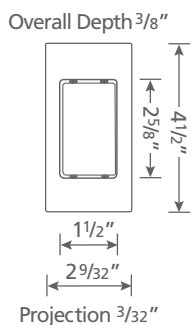


Interior Turnpiece &
Exterior Emergency Release
7035/L (with 1130/L)
\$524



Interior Turnpiece &
Exterior Keyed Entry
7035/A (with 1130/L)
\$597

7036



Flushcup
Only
7036/O
\$79



Flushcups (2)
with 1230/N
7036/N
\$385



Flushcups (2)
with 1330/PD
7036/PD
\$424



Interior Turnpiece &
Exterior Emergency Release
7036/L (with 1130/L)
\$492

PRICING SHOWN ABOVE ARE FOR ANY OF THESE AVAILABLE FINISHES.



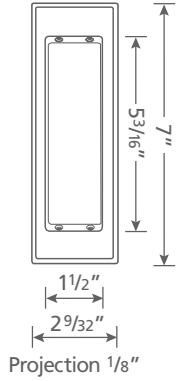
Suggested retail prices effective February 1, 2023.

* /O = Flushcup Only /N = Passage Lockbody & 2 Flushcups /PD = Pair Dummy Lockbody & 2 Flushcups /L = Lockbody & Turnpiece w/ Emergency Release /A = Lockbody & Turnpiece w/ Keyed Entry

Pocket Door Locks & Flushcups

7037

Overall Depth 7/16"



Flushcup
Only
7037/0
\$103



Flushcups (2)
with 1230/N
7037/N
\$412



Flushcups (2)
with 1330/PD
7037/PD
\$454



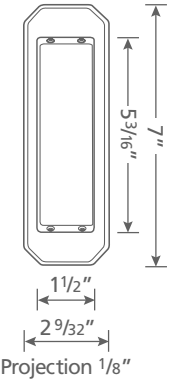
Interior Turnpiece &
Exterior Emergency Release
7037/L (with 1130/L)
\$524



Interior Turnpiece &
Exterior Keyed Entry
7037/A (with 1130/L)
\$597

7039

Overall Depth 7/16"



Flushcup
Only
7039/0
\$103



Flushcups (2)
with 1230/N
7039/N
\$412



Flushcups (2)
with 1330/PD
7039/PD
\$454



Interior Turnpiece &
Exterior Emergency Release
7039/L (with 1130/L)
\$524



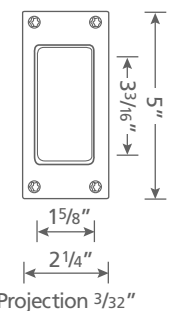
Interior Turnpiece &
Exterior Keyed Entry
7039/A (with 1130/L)
\$597

PRICING SHOWN ABOVE ARE FOR ANY OF THESE AVAILABLE FINISHES.



7012 **US32D ONLY**

Overall Depth 1/2"



Flushcup
Only
7012/0
\$79



Flushcups (2)
with 1230/N
7012/N
\$385



Flushcups (2)
with 1330/PD
7012/PD
\$424



Interior Turnpiece &
Exterior Emergency Release
7012/L (with 1130/L)
\$471


7012 is only available in US32D for 1 3/4" thick doors. Trim features exposed screws.

Suggested retail prices effective February 1, 2023.

* /0 = Flushcup Only /N = Passage Lockbody & 2 Flushcups /PD = Pair Dummy Lockbody & 2 Flushcups /L = Lockbody & Turnpiece w/ Emergency Release /A = Lockbody & Turnpiece w/ Keyed Entry

Stainless Steel Pocket Door Lock & Trim

3910



Finger Edge Pull

1 1/8" diameter or square (outside)
1" diameter (inside)
7/8" deep

3911



Round or Square Trim

US32D
\$150

Lockbody: 3 15/16" h x 2 11/16" w
Faceplate: 6 5/16" h x 5 1/2" w
Strike: 3 3/16" h x 1 1/16" w
Backset: 2"

Solid Brass Pocket Door Lock & Trim

3910S



2 3/16"

3911S



2 3/16"

Round or Square Trim

US3, US26, SB, US10B, US14, US15,
\$258

Lockbody: 3 15/16" h x 2 5/8" w
Faceplate: 6 1/4" h x 3 3/4" w
Strike: 3 9/16" h x 3/4" w
Backset: 2"
Finger Edge Pull: 2 1/4" h x 1" w x 7/8" d

Door Edge Pulls

3917

Finger Pull



US3
US10B
US14
US15
US26
SB
\$20

3918

Finger Pull



US32D
\$20

3919

Finger Pull



US32D
\$20

7503/52

Flushcup



US3, US10B, US14, US15, US26, SB

\$51

US32D
\$16

7504/52

Flushcup



US3, US10B, US14, US15, US26, SB

\$51

US32D
\$16

7653

Edge Pull



US3
US10B
US14
US15
US26
SB
\$42

Suggested retail prices effective February 1, 2023.

MULTIPOINT TRIM

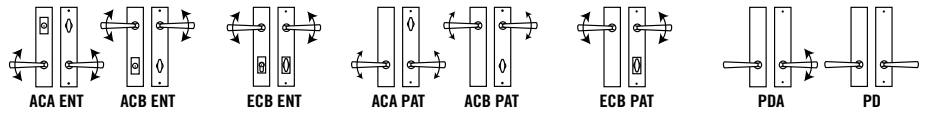
Solid Brass & Stainless Steel



OMNIA's multipoint trim offers a high-end alternative to the basic trim that comes standard on swinging patio doors. Manufactured using the highest quality brass and stainless steel, the design options complement any aesthetic, be it traditional, modern or ornate.

All of OMNIA's multipoint trim is available in multiple lock configurations: American Cylinder Above (ACA), American Cylinder Below (ACB) and European Cylinder Below (ECB). This line allows for the opportunity to match OMNIA trim on a wider array of interior and exterior doors throughout residential projects.

71000 Series

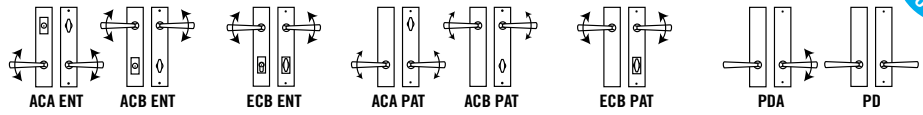


			ACA/ACB Entrance	ECB Entrance	ACA/ACB Patio	ECB Patio	ACA/ACB/ECB Pair Dummy Active (Interior) or Inactive
 <p>71055 9⁵/₈" Overall Specify RH or LH.</p>	US3	\$428	\$523	\$337	\$442	\$313	
	US3A	428	523	337	442	313	
	US5A	493	591	393	502	363	
	US10B	493	591	393	502	363	
	US14	493	591	393	502	363	
	US15	493	591	393	502	363	
	SB	493	591	393	502	363	
 <p>71706 9⁵/₈" Overall</p>	US3	\$373	\$479	\$302	\$398	\$265	
	US3A	373	479	302	398	265	
	US5A	438	548	358	458	321	
	US10B	438	548	358	458	321	
	US14	438	548	358	458	321	
	US15	438	548	358	458	321	
 <p>71752 9⁵/₈" Overall</p>	US3	\$373	\$479	\$302	\$398	\$265	
	US3A	373	479	302	398	265	
	US5A	438	548	358	458	321	
	US10B	438	548	358	458	321	
	US14	438	548	358	458	321	
	US15	438	548	358	458	321	
 <p>71895 9⁵/₈" Overall Specify RH or LH.</p>	US3	\$373	\$479	\$302	\$398	\$265	
	US10B	438	548	358	458	321	
	US14	438	548	358	458	321	
	US15	438	548	358	458	321	
	SB	438	548	358	458	321	
	 <p>71904 9⁵/₈" Overall</p>	US3	\$399	\$504	\$327	\$423	\$267
US3A		399	504	327	423	267	
US5A		465	575	384	483	314	
US10B		465	575	384	483	314	
US14		465	575	384	483	314	
US15		465	575	384	483	314	
 <p>71944 9⁵/₈" Overall</p>	US3	\$399	\$504	\$327	\$423	\$271	
	US3A	399	504	327	423	271	
	US5A	465	575	384	483	317	
	US10B	465	575	384	483	317	
	US14	465	575	384	483	317	
	US15	465	575	384	483	317	

All trim available as ACA, ACB, or ECB. Additional lever designs are available for use with all plates.

Suggested retail prices effective February 1, 2023.

72000 Series

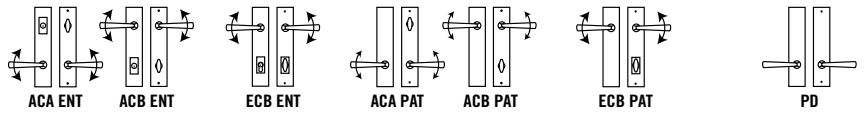


			ACA/ACB Entrance	ECB Entrance	ACA/ACB Patio	ECB Patio	ACA/ACB/ECB Pair Dummy Active (Interior) or Inactive
	72036	US26	\$372	\$477	\$303	\$398	\$270
	9 ¹³ / ₁₆ " Overall	US26D	372	477	303	398	270
		US10B	423	529	349	445	310
		US15	423	529	349	445	310
	72042	US26	\$372	\$472	\$303	\$398	\$270
	9 ¹³ / ₁₆ " Overall	US26D	372	472	303	398	270
	Specify RH or LH.	US10B	423	529	349	445	310
		US15	423	529	349	445	310
	72227	US26	\$434	\$536	\$330	\$447	\$330
	9 ¹³ / ₁₆ " Overall	US26D	434	536	330	447	330
	Specify RH or LH.	US10B	493	589	366	500	380
		US15	493	589	366	500	380
	72368	US26	\$372	\$472	\$303	\$398	\$270
	9 ¹³ / ₁₆ " Overall	US26D	372	472	303	398	270
		US10B	423	529	349	445	310
		US15	423	529	349	445	310
	72914	US26	\$438	\$539	\$368	\$462	\$334
	9 ¹³ / ₁₆ " Overall	US26D	438	539	368	462	334
		US10B	497	602	421	517	383
		US15	497	602	421	517	383
	72943	US26	\$387	\$449	\$317	\$411	\$283
	9 ¹³ / ₁₆ " Overall	US26D	387	449	317	411	283
		US10B	438	543	362	457	323
		US15	438	543	362	457	323

All trim available as ACA, ACB, or ECB. Additional lever designs are available for use with all plates.

Suggested retail prices effective February 1, 2023.

73000 Series









**ACA/ACB
Entrance**

**ECB
Entrance**

**ACA/ACB
Patio**

**ECB
Patio**

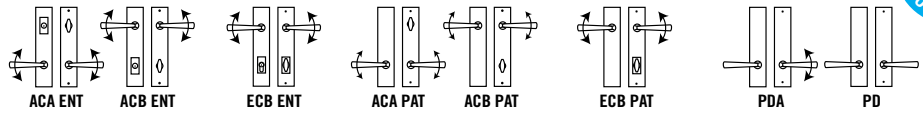
**ACA/ACB/ECB
Pair Dummy
Inactive**

	73011 11" Overall	US32D	\$354	\$294	\$236	\$258	\$180
	73012 11" Overall	US32D	\$354	\$294	\$236	\$258	\$180
	73023 11" Overall	US32D	\$428	\$370	\$309	\$335	\$254
	73025 11" Overall	US32D	\$447	\$390	\$327	\$354	\$273
	73033 11" Overall	US32D	\$423	\$367	\$305	\$335	\$250
	73043 11" Overall	US32D	\$447	\$340	\$327	\$354	\$273

All trim available as ACA, ACB, or ECB. Additional lever designs are available for use with all plates.

Suggested retail prices effective February 1, 2023.

74000 Series



**ACA/ACB
Entrance**

**ECB
Entrance**

**ACA/ACB
Patio**

**ECB
Patio**

**ACA/ACB/ECB
Pair Dummy Active
(Interior) or Inactive**



74036
10 5/8" Overall

US26	\$372	\$472	\$303	\$398	\$270
US26D	372	472	303	398	270
US4	423	529	349	445	310
US5	423	529	349	445	310
US10B	423	529	349	445	310
US15	423	529	349	445	310



74237
10 5/8" Overall

US26	\$372	\$472	\$303	\$398	\$270
US26D	372	472	303	398	270
US4	423	529	349	445	310
US5	423	529	349	445	310
US10B	423	529	349	445	310
US15	423	529	349	445	310



74368
10 5/8" Overall

US26	\$372	\$472	\$303	\$398	\$270
US26D	372	472	303	398	270
US4	423	529	349	445	310
US5	423	529	349	445	310
US10B	423	529	349	445	310
US15	423	529	349	445	310



74753
10 5/8" Overall

US26	\$413	\$475	\$343	\$437	\$309
US26D	413	475	343	437	309
US4	464	569	388	483	349
US5	464	569	388	483	349
US10B	464	569	388	483	349
US15	464	569	388	483	349



74914
10 5/8" Overall

US26	\$438	\$539	\$368	\$462	\$334
US26D	438	539	368	462	334
US4	497	602	421	517	383
US5	497	602	421	517	383
US10B	497	602	421	517	383
US15	497	602	421	517	383



74943
10 5/8" Overall

US26	\$387	\$449	\$317	\$411	\$283
US26D	387	449	317	411	283
US4	438	543	362	457	323
US5	438	543	362	457	323
US10B	438	543	362	457	323
US15	438	543	362	457	323

All trim available as ACA, ACB, or ECB. Additional lever designs are available for use with all plates.

Suggested retail prices effective February 1, 2023.

ENTRANCE HANDLESETS

Solid Brass or Stainless Steel Trim

OMNIA Entrance Handlesets, an unparalleled collection crafted with uncompromising quality, make for a grand entrance. The mortise lock offers the best security features to be had, and is available in several locking functions, with 2½" or 2¾" backsets. The tubular deadbolt handlesets are for use on doors with 5½" center-to-center holes, at 2¾" backset and 2¾" backset.

Whether modern, traditional or ornate in style, each and every OMNIA Entrance Handleset is beautifully designed and constructed of the finest materials. At OMNIA, design and safety are not exclusive from each other.








Certain models of OMNIA Metro and Urban Entrance Handlesets are available as OMNIA + level smart locks. See page 67 for details.



CLASSICO










AMAGANSETT



		Function	US3 SB	US15	BAS D ETR	BPS
340	 Interior	Standard (A) or Panic - Proof (F) Pair Dummy (PD)			\$1,731 1,191	\$1,847 1,243
059		Standard (A) or Panic - Proof (F) Pair Dummy (PD)	\$1,588 1,183		\$1,731 1,191	\$1,847 1,243
251		Standard (A) or Panic - Proof (F) Pair Dummy (PD)	\$1,599 1,194	\$1,599 1,194	\$1,731 1,191	\$1,847 1,243
260		Standard (A) or Panic - Proof (F) Pair Dummy (PD)	\$1,682 1,277	\$1,682 1,277	\$1,788 1,248	\$1,910 1,306
305		Standard (A) or Panic - Proof (F) Pair Dummy (PD)			\$1,745 1,205	\$1,861 1,257
309		Standard (A) or Panic - Proof (F) Pair Dummy (PD)			\$1,731 1,191	\$1,847 1,243
331		Standard (A) or Panic - Proof (F) Pair Dummy (PD)			\$1,788 1,248	\$1,910 1,306
332		Standard (A) or Panic - Proof (F) Pair Dummy (PD)			\$1,745 1,205	\$1,861 1,257
425		Standard (A) or Panic - Proof (F) Pair Dummy (PD)			\$1,731 1,191	\$1,847 1,243

GEORGICA



		Function	US3 SB	US15	BAS D ETR	BPS
251	 Interior	Standard (A) or Panic - Proof (F) Pair Dummy (PD)	\$1,382 1,009	\$1,382 1,009	\$1,522 938	\$1,632 1,029
059		Standard (A) or Panic - Proof (F) Pair Dummy (PD)	\$1,371 998		\$1,522 938	\$1,632 1,029
260		Standard (A) or Panic - Proof (F) Pair Dummy (PD)	\$1,465 1,092	\$1,465 1,092	\$1,579 995	\$1,695 1,092
305		Standard (A) or Panic - Proof (F) Pair Dummy (PD)			\$1,536 952	\$1,646 1,043
309		Standard (A) or Panic - Proof (F) Pair Dummy (PD)			\$1,522 938	\$1,632 1,029
331		Standard (A) or Panic - Proof (F) Pair Dummy (PD)			\$1,579 995	\$1,695 1,092
332		Standard (A) or Panic - Proof (F) Pair Dummy (PD)			\$1,536 952	\$1,646 1,043
340		Standard (A) or Panic - Proof (F) Pair Dummy (PD)			\$1,522 938	\$1,632 1,029
425		Standard (A) or Panic - Proof (F) Pair Dummy (PD)			\$1,536 952	\$1,646 1,043

Suggested retail prices effective February 1, 2023.

Stainless Steel Urban Tubular Deadbolt Handleset



URBAN

Tubular Deadbolt Lockset
5 1/2" Center to Center

Interior Trim with 12 Lever

Function*	US32D
F	\$603
PD	297
SDE	216
SDI	88

+ SEE SMART MODEL PAGE 67

L.URBAN.F012 \$999
with Invisible
Smart Technology

Interior Trim with 43 Lever

Function*	US32D
F	\$654
PD	349
SDE	216
SDI	139



URBAN PVD

Tubular Deadbolt Lockset
5 1/2" Center to Center

Interior Trim with 10 & 12 Lever

Function*	BLACK
F	\$723

+ SEE SMART MODEL PAGE 67

L.URBAN.F012 \$1,149
with Invisible
Smart Technology

Interior Trim with 22 Lever

Function*	BLACK
F	\$761

Interior Trim with 25 & 43 Lever

Function*	BLACK
F	\$831

*F = Panic-Proof PD = Pair Dummy SDE = Single Dummy Exterior SDI = Single Dummy Interior

Suggested retail prices effective February 1, 2023.

Stainless Steel Metro Tubular Deadbolt Handleset



METRO

Tubular Deadbolt Lockset
5½" Center to Center

Interior Trim with 11 Lever



Function*	US32D
F	\$588
PD	262
SDE	188
SDI	81

Interior Trim with 12 Lever



Function*	US32D
F	\$588
PD	262
SDE	188
SDI	81

Interior Trim with 43 Lever



Function*	US32D
F	\$635
PD	309
SDE	188
SDI	128

+ SEE SMART MODEL PAGE 67

L.METRO.F043 \$999
with Invisible
Smart Technology

*F = Panic-Proof PD = Pair Dummy SDE = Single Dummy Exterior SDI = Single Dummy Interior

Suggested retail prices effective February 1, 2023.

HINGES

Solid Brass



Designed for medium-weight doors, of average and low-frequency usage, these solid brass hinges are suitable for both light commercial and residential installations. Ideal for use on wood or hollow metal doors and their corresponding frames, our hinges feature a stainless steel, rust-proof pin which is knurled at the top to prevent rising, yet is “free-floating” within the barrel of the hinge. The pin can be easily removed by unthreading each finial and tapping the pin upward. Each hinge set is shipped with standard button tips. Other finial designs are available and are compatible with all hinges regardless of size.

Solid Brass Hinges

985BB



SINGLE PIECE Pricing

985BB/4BTN

4" x 4" (open size)
ball bearing,
button tip hinge

Gauge of Metal	No. of Screw Holes Per Hinge	No. of Hinges Per Box	US3 US10B US26	US4 US14 US26D	US5 US15 SB
.130	8	2			\$67

Please specify if machine screws are needed.



985BB/45BTN

4 1/2" x 4 1/2" (open size)
ball bearing,
button tip hinge

.134	8	2			\$74
------	---	---	--	--	-------------

Please specify if machine screws are needed.

Note: Doors equipped with closers should always have ball bearing hinges.

985



SINGLE PIECE Pricing

985/35BTN

3 1/2" x 3 1/2" (open size)
plain bearing,
button tip hinge

Gauge of Metal	No. of Screw Holes Per Hinge	No. of Hinges Per Box	US3 US10B US26	US4 US14 US26D	US5 US15 SB
.123	6	2			\$51

Please specify if machine screws are needed.



985/4BTN

4" x 4" (open size)
plain bearing,
button tip hinge

.130	8	2			\$60
------	---	---	--	--	-------------

Please specify if machine screws are needed.



985/45BTN*

4 1/2" x 4 1/2" (open size)
plain bearing,
button tip hinge

.134	8	2			\$69
------	---	---	--	--	-------------

Please specify if machine screws are needed.

**Not available in US3A, US5A, US10B and US14 finishes.*

Note: Doors equipped with closers should always have ball bearing hinges.

985R (5/8" radius)



SINGLE PIECE Pricing

985R/35BTN

3 1/2" x 3 1/2" (open size)
5/8" radius corner, plain
bearing, button tip hinge

Gauge of Metal	No. of Screw Holes Per Hinge	No. of Hinges Per Box	US3 US10B US15 US26	US4 US14 US26D	US5 US15 SB
.093	6	2			\$51



985R/4BTN

4" x 4" (open size)
5/8" radius corner, plain
bearing, button tip hinge

.093	8	2			\$60
------	---	---	--	--	-------------

Suggested retail prices effective February 1, 2023.

Solid Brass Finial Options



Steeple Crown Ball Acorn Urn

(PAIR Pricing)

**US3 US3A US4 US5A
US10B US14 US15
US26 US26D SB**

Product # Description



085/ACN2 Acorn Finial Pair

\$19



085/BAL2 Ball Finial Pair

\$19



085/CRN2 Crown Finial Pair

\$19



085/STP2 Steeple Finial Pair

\$19



085/URN2 Urn Finial Pair

\$19

Suggested retail prices effective February 1, 2023.

Solid Brass Cremone Bolts

432CR



Set includes a knob with 5" h x 1 1/2" w x 1/2" d cremone mechanism, a bottom rod of 40" and a top rod of 72", plus a set of three guides and two strikes. Specify either mortise, universal, or endpiece strike.

US3
\$369

123



Mortise Strike
US3
\$15

242



Guide or Endpiece Strike
US3
\$13

124



Universal Strike
US3
\$16

2057



Furnished with knob and 7 3/16" h x 1 1/2" w x 5/8" d cremone mechanism, a bottom rod of 40" and a top rod of 72", plus a set of four guides (two large and two small), and two strikes (one endpiece strike and one mortise strike).

US3
\$1,188



Guide or Endpiece Strike
US3
\$70



Large Guide
US3
\$116



123 Mortise Strike
US3
\$15

4100



Slide Bolt

	US3	SB
4100/B 14 1/4" oa. 1" throw 1 3/4" w	\$383	\$394
4100/D 10 5/8" oa. 1" throw 1 3/4" w	\$366	\$378

Suggested retail prices effective February 1, 2023.

OMNIA

PRODUCT DATA
& HOW-TO-ORDER

MODERN Latchsets Product Data

FOR PRODUCTS
SHOWN ON
PAGES 5-10.

Knob & Lever Latchsets

- Will fit 2 1/8" bore.
- For residential and commercial use.
Consult with OMNIA for commercial applications.
- 2 3/8" and 2 3/4" backsets available.
- Supplied for 2 3/8" backset and 1 3/8" door thickness unless otherwise specified.
- All lever latchsets meet ADA accessibility requirements.
- Each set consists of solid brass knobs or levers, concealed screw finished roses, metal thru-bolting rose cassette, latch, strike, dust box, faceplate, spindle, all necessary mounting screws, installation template and instructions.

Concealed Screw Roses

Modern	2 9/16" dia. x 3/8" proj.
Square	2 9/16" sq. x 7/16" proj.
Modern 50	2" dia. x 3/8" proj.
Square 50	2" sq. x 3/8" proj.

Tubular Latch Features

- All dimensions are standard to fit existing bores for replacement installations.
- Tough, non-rusting materials used throughout. Face covers and strikes are solid brass. No. 013 "T" strike supplied as a standard or No. 014 "Full Lip" strike as an option. No. 019 4 7/8" ASA strike also available (**add \$15 to cost of latchset**). Specify when ordering.
- Critical interior parts are made of solid brass.
- For over fifty-five years OMNIA's latches have been opening and closing millions of doors all around the world.
- 28° rotation to retract latch.



Knob Latches

105KPA38:	2 3/8" backset, passage knob latch
105KPA34:	2 3/4" backset, passage knob latch
106KPR38:	2 3/8" backset, privacy knob latch
106KPR34:	2 3/4" backset, privacy knob latch

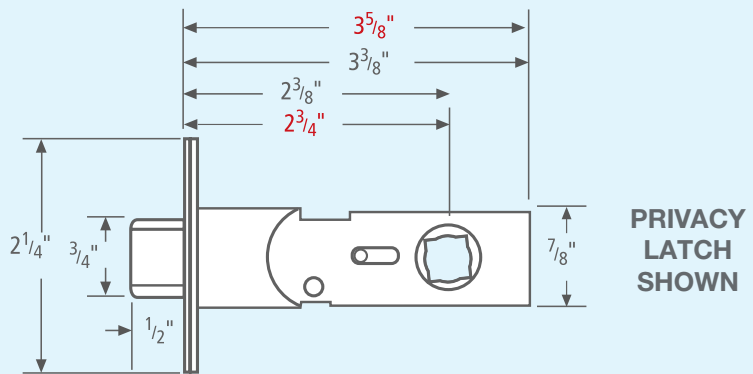
Lever Latches

105LPA38:	2 3/8" backset, passage lever latch
105LPA34:	2 3/4" backset, passage lever latch
106LPR38:	2 3/8" backset, privacy lever latch
106LPR34:	2 3/4" backset, privacy lever latch

The above part numbers should be used when ordering latch only. Specify finish of faceplate.

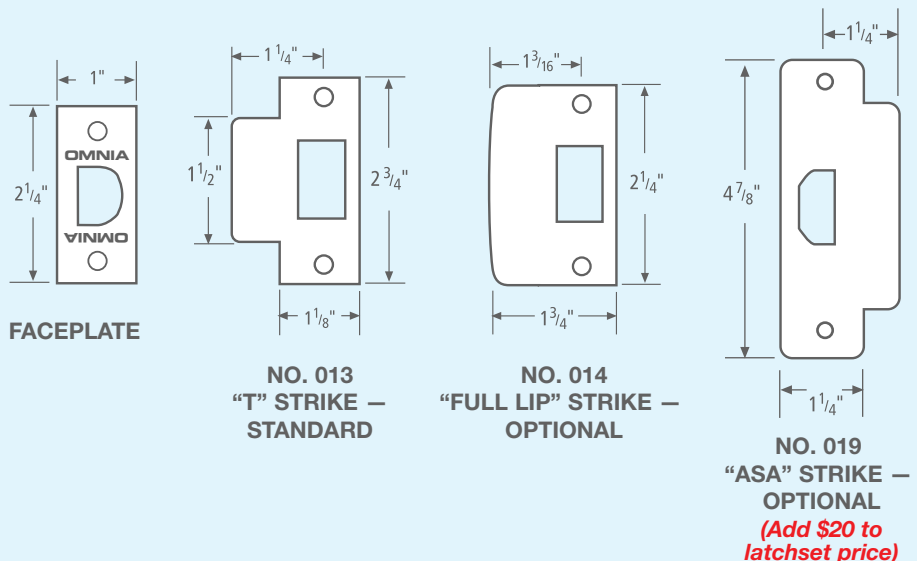


All OMNIA lever latchsets meet ADA accessibility requirements.



SPECIFY 2 3/8" OR 2 3/4" BACKSET.

DRAWINGS NOT TO SCALE



(Add \$20 to latchset price)

MODERN Latchsets Product Data

Functions

- **PA – Passage:** Latch operates by lever (or knob) from either side of door.
 - **PR – Privacy:** Latch operates by lever from either side of door. Push button on interior rose engages privacy; emergency release hole is on exterior rose. Turning inside lever will release privacy and retract latchbolt. For bathroom or bedroom.
 - **SD – Single Dummy:** Lever trim on one side of the door only. Surface mounted. For pair dummy, order two single dummies.
- (SEE PD & SD ILLUSTRATIONS ON PAGE 93)**

Dummy applications not recommended for commercial use.

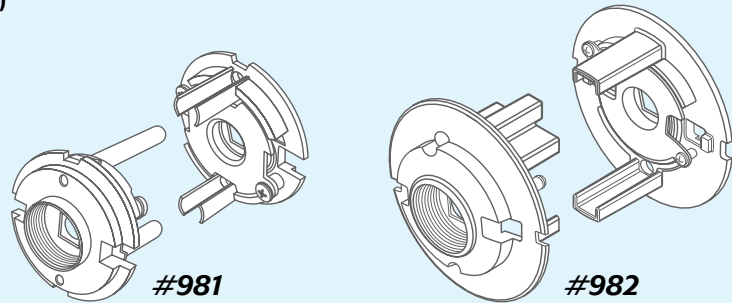
Latchset Components

- A – Door Knob/Lever (2)
- B – Set Screws (2)
- C – Nylon Threaded Washer (2)
- D – Finished Rose (2)
- Ea – Metal Spring Assist Sub-Rose
- Eb – Metal Spring Assist Sub-Rose
- F – Spindle (Teardrop groove positioned towards set screw)
- G – Tubular Latch
- H – Privacy Locking Block Machine Screw
- I – Privacy Locking Block Locking Stopper
- J – Privacy Locking Block
- K – Tubular Latch Faceplate
- L – Tubular Latch Strike Plate
- M – Tubular Latch Dust Box
- N – Thru-Bolt Machine Screws With Locking Washer (2)
- O – Privacy Locking Pin (For Privacy Only)
- P – Washer Installation Tool
- Q – Emergency Release Key

Sub-Rose Cassette Features

Metal sub-roses feature self-aligning thru-bolts. Spring-assisted outside and inside. Three spring tensions are available: Knob Strength, Lever Strength and Heavy Duty Lever Strength.

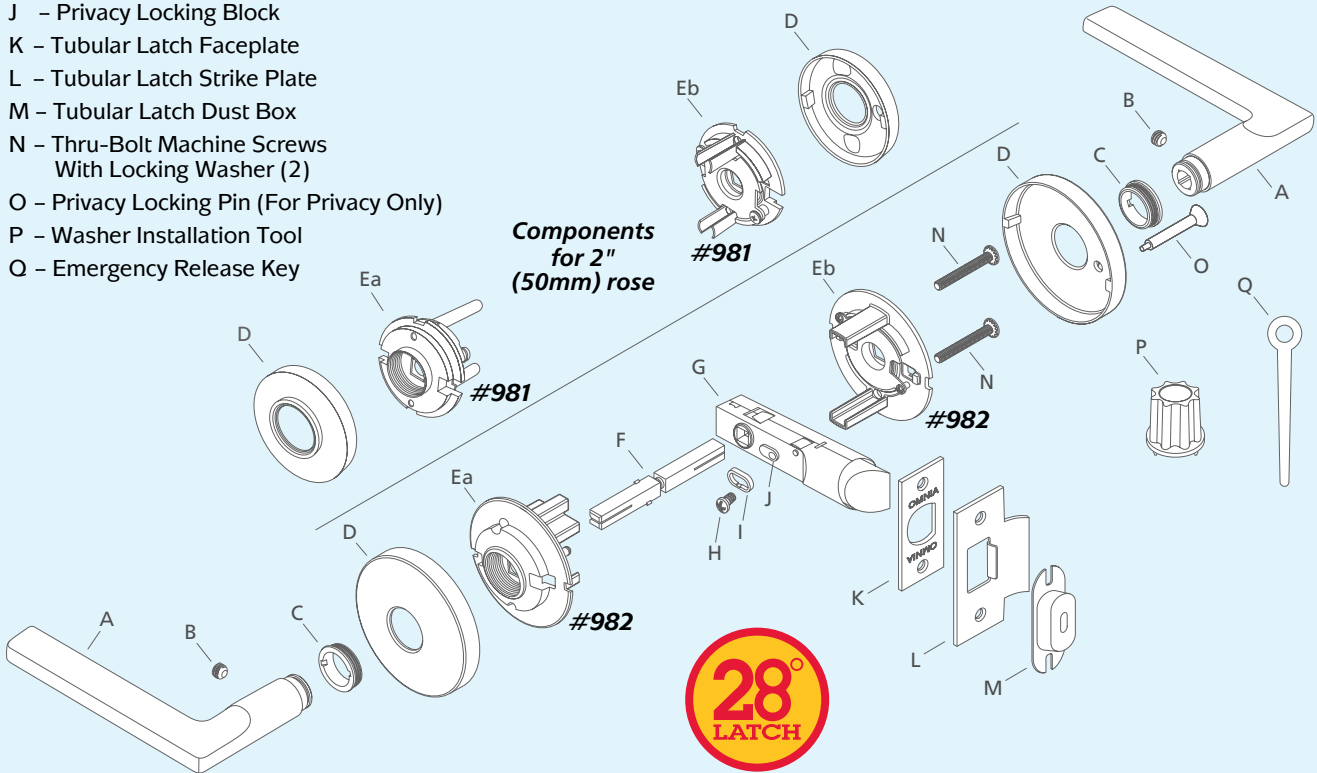
- #981/K Sub-Rose Cassette: Knob Strength Spring
- #981 Sub-Rose Cassette: Lever Strength Spring
- #982/K Sub-Rose Cassette: Knob Strength Spring
- #982 Sub-Rose Cassette: Lever Strength Spring
- #982/PD Sub-Rose Cassette: Pair Dummy



Component parts Ea and Eb as shown below for 2" (50mm) rose.

Component parts Ea and Eb as shown below.

DRAWINGS NOT TO SCALE



MODERN Latchsets Product Data

FOR PRODUCTS SHOWN ON PAGES 5-10.

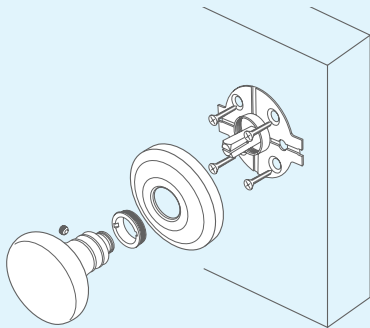
PRODUCT DATA

Roses

Single Dummy Rose

Surface Mounted, Concealed Screws

No screws are exposed. Shipped unassembled.

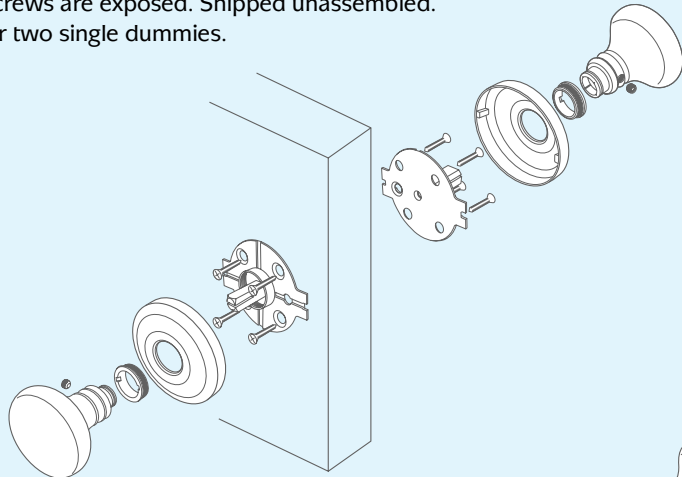


DRAWINGS NOT TO SCALE

Pair Dummy Rose Options

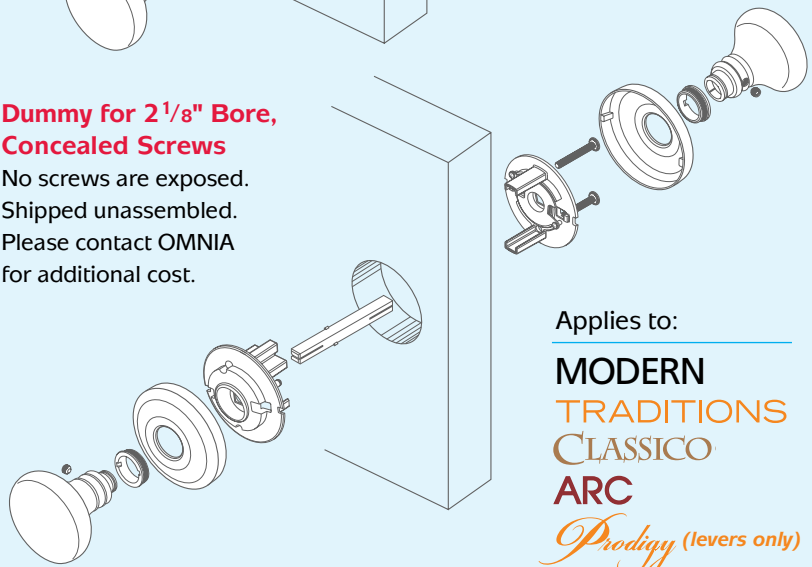
Surface Mounted, Concealed Screws

No screws are exposed. Shipped unassembled. Order two single dummies.



Dummy for 2 1/8" Bore, Concealed Screws

No screws are exposed. Shipped unassembled. Please contact OMNIA for additional cost.




Applies to:

MODERN
TRADITIONS
CLASSICO
ARC
Prodigy (levers only)

FINISH CODES




3
Polished Brass, Lacquered



10B
Black, Oil-Rubbed, Lacquered




14
Polished Nickel Plated, Lacquered



15
Satin Nickel Plated, Lacquered



26
Polished Chrome Plated



26D
Satin Chrome Plated

How to Order Modern

EXAMPLE:

PASSAGE/PRIVACY

All sets shipped standard for 2 3/8" backset and 1 3/8" door thickness and T strike.

Design	Rose Option	Latch	Strike	Function	Finish
943	M	238	T	PA	15
Lever or Knob Item #	M = Round S = Square M50 = 2" Round S50 = 2" Square	238 = 2 3/8" Backset 234 = 2 3/4" Backset 0 = Single Dummy	T = "T" Strike F = Full Lip Strike	See Function Codes (Page 92)	See Finish Codes (Above)

Product order number would be **943M/238T.PA15** or **943M/0.SD15** for a single dummy.

STAINLESS STEEL & PVD Latchsets

Product Data

Stainless Steel Latchsets

- Will fit 2 1/8" bore.
- 2 3/8" and 2 3/4" backsets available.
- Supplied for 2 3/8" backset and 1 3/8" door thickness unless otherwise specified.
- All lever latchsets meet ADA accessibility requirements.

Latch Features

- 28° retraction.
- 8 mm hub.
- Adjustable faceplate/armor plate for beveled doors.
- Built-in privacy feature with automatic release by inside lever or depression of latch nose.
- All dimensions are standard to fit existing bores for replacement installations.
- No. 013 "T" strike supplied as a standard or No. 014 "Full Lip" strike as an option at no extra charge. No. 019 4 7/8" ASA strike also available for an additional charge. Specify when ordering.

Concealed Screw Roses

Self-aligning, spring-assisted roses.

- 2 7/16" dia. x 3/8" proj. Shipped standard.
- 2 7/16" square x 3/8" proj. or 2" dia. x 7/16" proj. optional. (To achieve a privacy function with a 2" dia. rose, a separate mortise privacy bolt must be ordered.)

Functions

- **PA – Passage:** Latch operates by lever from either side of door. Uses 8 mm solid spindle.
- **PR – Privacy:** Latch operates by lever from either side. Push button on interior rose engages privacy; emergency release hole is on exterior rose. Turning inside lever will release privacy and retract latchbolt. For bathroom or bedroom. Uses 8 mm split spindle.
- **SD – Single Dummy:** Trim on one side of door only. For pair dummy, order two single dummies.

Passage Latches (8 mm hub)

107LPA38: 2 3/8" backset
Passage lever latch

107LPA34: 2 3/4" backset
Passage lever latch

Privacy Latches (8 mm hub)

108LPR38: 2 3/8" backset
Privacy lever latch

108LPR34: 2 3/4" backset
Privacy lever latch

The above part numbers should be used when ordering latches only.



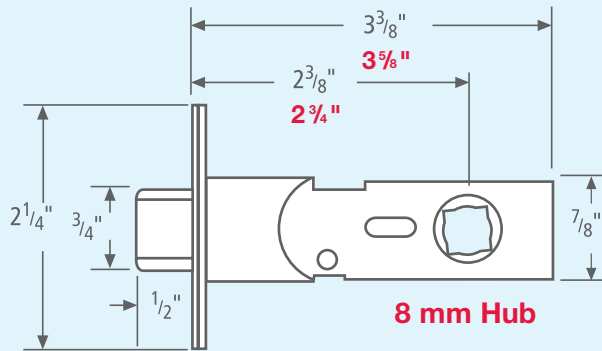
All OMNIA lever latchsets meet ADA accessibility requirements.

Finish Options

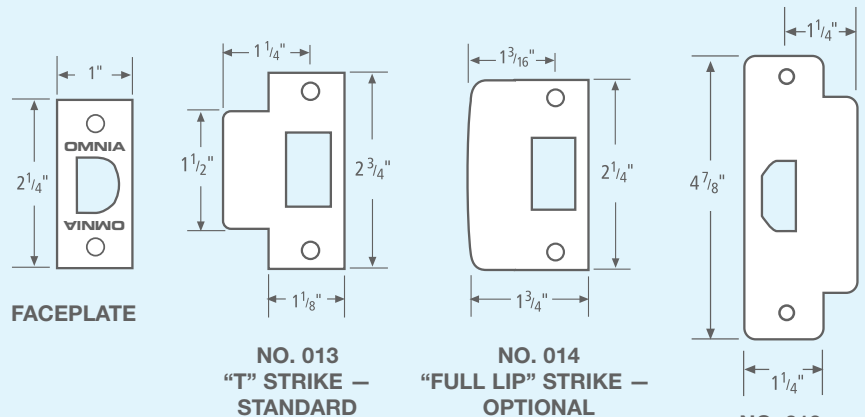
- US32** Polished Stainless Steel
- US32D** Satin Stainless Steel

Care of Product

OMNIA's Stainless Steel requires minimal attention and will not tarnish or corrode under normal circumstances. However, exposure to certain chemical or environmental conditions may promote surface oxidation. Please be aware that this is not a defect in the stainless steel but a reaction on the surface of the finish to the chemical environment which can be removed with stainless steel polish, or an abrasive pad.



SPECIFY 2 3/8" OR 2 3/4" BACKSET.



DRAWINGS NOT TO SCALE

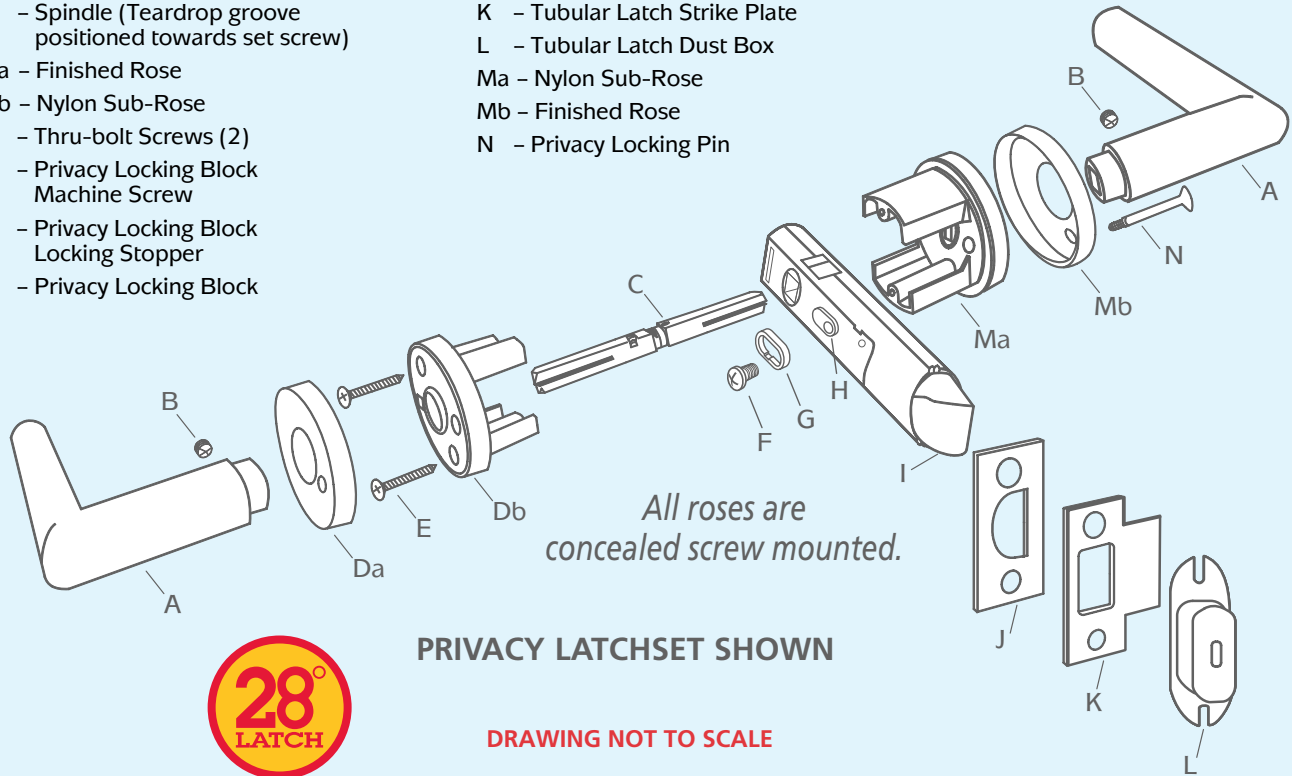
**NO. 019
"ASA" STRIKE –
OPTIONAL
(Add \$20 to
latchset price)**

STAINLESS STEEL & PVD Latchsets

Product Data

Latchset Component List

- A - Door Levers (2)
- B - Set Screws (2)
- C - Spindle (Teardrop groove positioned towards set screw)
- Da - Finished Rose
- Db - Nylon Sub-Rose
- E - Thru-bolt Screws (2)
- F - Privacy Locking Block Machine Screw
- G - Privacy Locking Block Locking Stopper
- H - Privacy Locking Block
- I - Tubular Latch
- J - Tubular Latch Faceplate
- K - Tubular Latch Strike Plate
- L - Tubular Latch Dust Box
- Ma - Nylon Sub-Rose
- Mb - Finished Rose
- N - Privacy Locking Pin



FINISH CODES



32
Polished
Stainless
Steel



32D
Satin
Stainless
Steel

How to Order Stainless Steel

EXAMPLE: PASSAGE/PRIVACY

All sets shipped standard for 2 3/8" backset and 1 3/8" door thickness and T strike.

Design	Rose Option	Latch	Strike	Function	Finish
12		238	T	PA	32D
Lever Item #	Only for: S = Square M52 = 2" Round	238 = 2 3/8" Backset 234 = 2 3/4" Backset 0 = Single Dummy	T = "T" Strike F = Full Lip Strike	See Function Codes (Page 94)	See Finish Codes (Above)

Product order number would be 12/238T.PA32D or 12/0.SD32D for a single dummy.

TRADITIONS Latchsets Product Data

Knob & Lever Latchset Tubular Latch Features

- Small roses will NOT fit 2 1/8" bore.
- For residential and commercial use. **Consult with OMNIA for commercial applications.**
- 2 3/8" (standard) and 2 3/4" backsets available.
- Supplied for 2 3/8" backset and 1 3/8" door thickness unless otherwise specified.
- All lever latchsets meet ADA accessibility requirements.
- Each set consists of solid brass knobs or levers, surface mounted roses, latch, strike, dust box, faceplate, spindle, all necessary mounting screws, installation template and instructions.

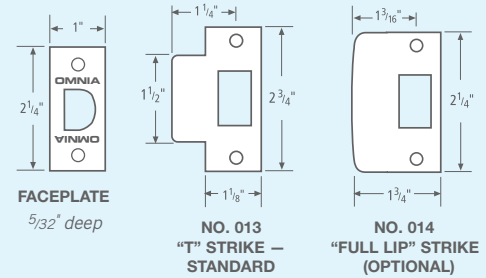
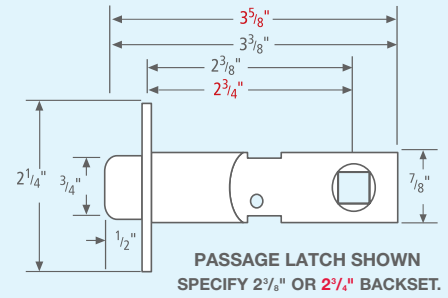


All OMNIA lever latchsets meet ADA accessibility requirements.

- 28° rotation to retract latch.
- Tough, non-rusting materials used throughout. Face covers and strikes are solid brass. No. 013 "T" strike supplied as a standard, or No. 014 "Full Lip" strike as an option. Specify when ordering.
- For over fifty-five years, OMNIA's latches have been opening and closing millions of doors all around the world.

Functions

- **PA – Passage:** Latch operates by knob or lever from either side of door.
- **PR – Privacy:** For sets with 1 3/4" and 2 3/16" dia. roses, a separate mortise privacy bolt must be ordered. Locks by privacy bolt with turnpiece on inside; emergency release on outside privacy rose.
- **SD – Single Dummy:** Trim on one side of door only. Surface mounted. Knob or lever with rose. For pair dummy, order two single dummies.



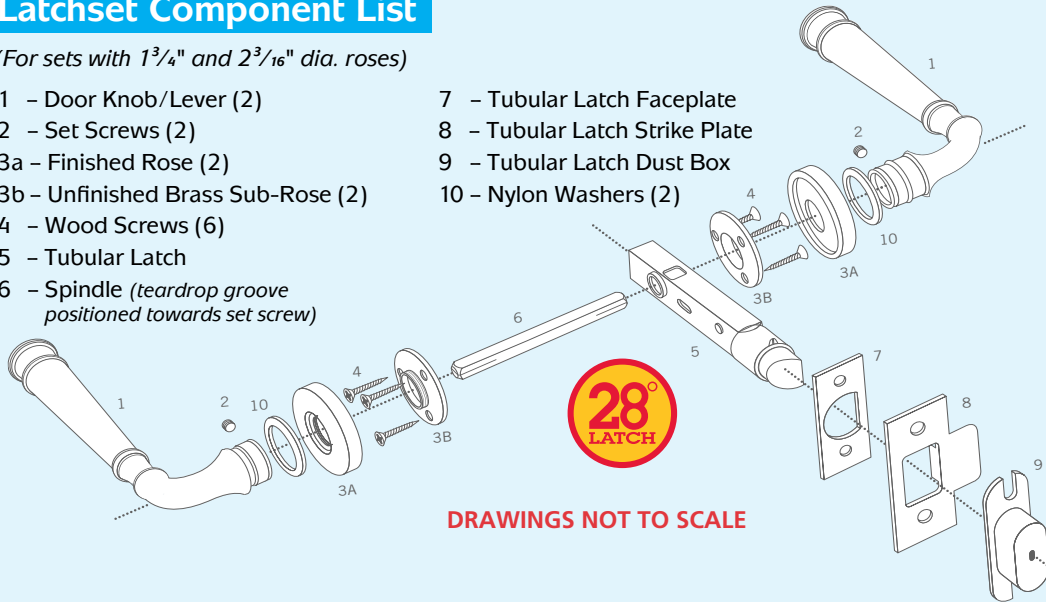
FINISH CODES

- 3** Polished Brass, Lacquered
- 3A** Polished Brass, Unlacquered
- 5A** Antique Bronze, Unlacquered
- 10B** Black, Oil-Rubbed, Lacquered
- 14** Polished Nickel Plated, Lacquered
- 15** Satin Nickel Plated, Lacquered
- 26** Polished Chrome Plated

Latchset Component List

(For sets with 1 3/4" and 2 3/16" dia. roses)

- 1 – Door Knob/Lever (2)
- 2 – Set Screws (2)
- 3a – Finished Rose (2)
- 3b – Unfinished Brass Sub-Rose (2)
- 4 – Wood Screws (6)
- 5 – Tubular Latch
- 6 – Spindle (teardrop groove positioned towards set screw)
- 7 – Tubular Latch Faceplate
- 8 – Tubular Latch Strike Plate
- 9 – Tubular Latch Dust Box
- 10 – Nylon Washers (2)



How to Order Traditions

EXAMPLE:

All sets shipped standard for 2 3/8" backset and 1 3/8" door thickness and T strike.

PASSAGE/PRIVACY

Design	Rose Option	Handing	Door Thickness & Backset*	Strike*	Function	Finish
752	/ 00		A	F	PA	3A
Lever or Knob Item #	00 = Standard 45 = 1 3/4" Dia. 55 = 2 3/16" Dia. RT = Rectangle	R = Right L = Left	A = 1 3/8" x 2 3/4" B = 1 3/4" x 2 3/8" C = 1 3/4" x 2 3/4"	F = Full Lip Strike (Insert only if needed)	See Function Codes (Above)	See Finish Codes (Above)

*If door is standard 1 3/8" x 2 3/8" then enter nothing for Door Thickness/Backset and Strike.

Product order number would be **752/00AF.PA3A** or **752/00.SD3A** for a single dummy.

Knob & Lever Latchset

- 2 3/8" (standard) and 2 3/4" backsets available.
- Supplied for 1 3/8" door thickness as standard. The minimum door thickness is 1 1/4"; the maximum door thickness is 2 1/2" (please specify).
- All lever latchsets meet ADA accessibility requirements.

Each set consists of solid brass knobs or levers, concealed screw finished roses, metal thru-bolting spring-assisted rose cassette, latch, strike, dust box, faceplate, spindle, all necessary mounting screws, installation template and instructions.

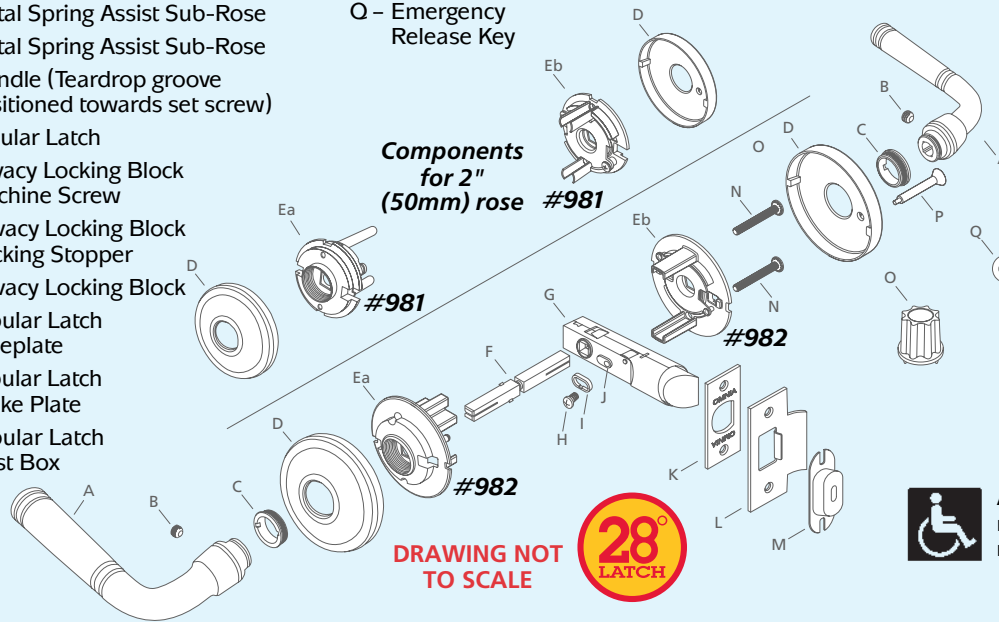


Latchsets with any of the smaller roses are available with a push-button privacy function just like the larger roses.

Latchset Component List

- A – Door Knob/Lever (2)
- B – Set Screw (2)
- C – Nylon Threaded Washer (2)
- D – Finished Rose (2)
- Ea – Metal Spring Assist Sub-Rose
- Eb – Metal Spring Assist Sub-Rose
- F – Spindle (Teardrop groove positioned towards set screw)
- G – Tubular Latch
- H – Privacy Locking Block Machine Screw
- I – Privacy Locking Block Locking Stopper
- J – Privacy Locking Block
- K – Tubular Latch Faceplate
- L – Tubular Latch Strike Plate
- M – Tubular Latch Dust Box

- N – Thru-Bolt Machine Screws With Locking Washer (2)
- O – Washer Installation Tool
- P – Privacy Locking Pin (Privacy ONLY)
- Q – Emergency Release Key



Tubular Latch Features

- 28° rotation to retract latch.
- Tough, non-rusting materials used throughout. Face covers and strikes are solid brass. No.013 "T" strike supplied as standard or No.014 "Full Lip" strike as an option. (Please specify.)
- Critical interior parts are made of solid brass.
- For over five decades, OMNIA's latches have been opening and closing millions of doors all around the world.

Functions

- **PA – Passage:** Latch operates by knob or lever from either side of door.
- **PR – Privacy:** Push pin provided for privacy inside room. Emergency release hole for outside room. Emergency release key also provided.
- **SD – Single Dummy:** Trim on one side of door only. Concealed screw roses for surface mounting. Knob or lever with rose. For pair dummy, order two single dummies.

FINISH CODES

-  **3** Polished Brass, Lacquered
-  **3A** Polished Brass, Unlacquered
-  **4** Satin Brass, Lacquered
-  **5** Antique Brass, Lacquered
-  **10B** Black, Oil-Rubbed Lacquered
-  **14** Polished Nickel Plated, Lacquered
-  **15** Satin Nickel Plated, Lacquered
-  **26** Polished Chrome Plated

SMALL ROSES WILL NOT FIT 2 1/8" BORE.

ALL ROSES ARE CONCEALED SCREW MOUNTED.



All OMNIA lever latchsets meet ADA accessibility requirements.

How to Order ARC

EXAMPLE:

All sets shipped standard for 2 3/8" backset and 1 3/8" door thickness and T strike.

Design	Rose Option	Rose Size	Latch	Strike	Function	Finish
751	ML	50	238	F	PA	15
Lever or Knob Item#	BD = Beaded ED = Edged ML = Milled	50 = 50 mm 67 = 67 mm	238 = 2 3/8" Backset 234 = 2 3/4" Backset 0 = Single Dummy	T = "T" Strike F = Full Lip Strike	See Function Codes (Above)	See Finish Codes (Above)

Product order number would be **751ML50/238F.PA15** or **751ML50/0.SD15** for a single dummy.

Prodigy Latchsets Product Data

Knob & Lever Latchsets

- 2³/₈" (standard) and 2³/₄" backsets available.
- Supplied for both 1³/₈" and 1³/₄" door thickness as standard. The minimum door thickness is 1¹/₄" and the maximum door thickness is 2¹/₂" (please specify).
- All lever latchsets meet ADA accessibility requirements.
- Each set consists of solid brass knobs or levers, thru-bolted rose mechanisms, finished rose covers, latch, strike, faceplate, spindle, all necessary mounting screws, installation template and instructions.

Tubular Latch Features

- 55° rotation to retract latch. (For knobs)
- 28° rotation to retract latch. (For levers)

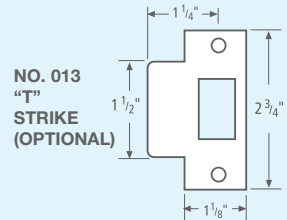
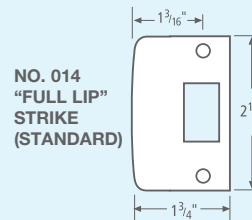
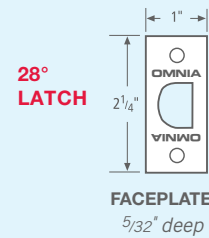
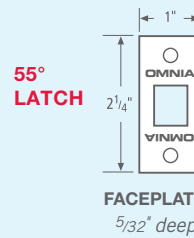
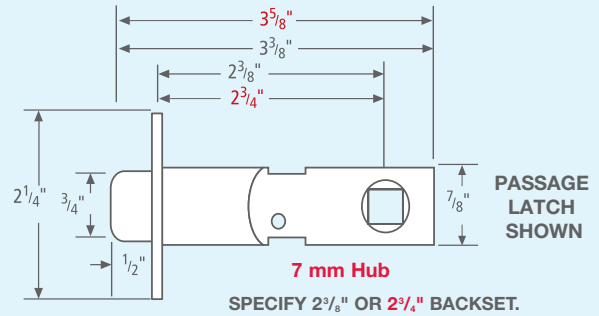
- Tough, non-rusting materials used throughout. Face covers and strikes are solid brass. No.014 "Full Lip" strike supplied as standard or No. 013 "T" strike as an option. (Specify.)
- For over fifty-five years, OMNIA's latches have been opening and closing millions of doors all around the world.

Functions

- **PA - Passage:** Latch operates by knob or lever from either side of door.
- **PR - Privacy:** Push pin provided for privacy inside room. Emergency release hole for outside room. Emergency release key also provided.
- **SD - Single Dummy:** Trim on one side of door only. Surface mounted. Knob or lever with rose. For pair dummy, order two single dummies.



All OMNIA lever latchsets meet ADA accessibility requirements.

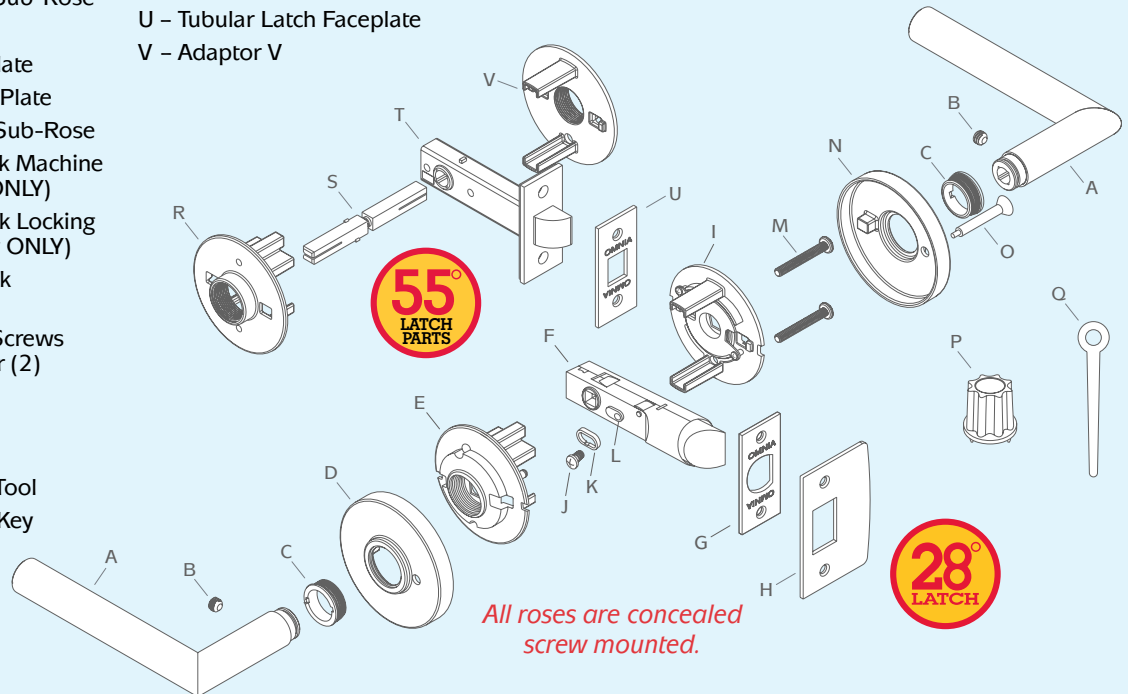


Latchset Component List

- A - Door Knob/Lever (2)
- B - Set Screws (2)
- C - Nylon Threaded Washers (2)
- D - Finished Rose
- E - Metal Spring Assist Sub-Rose
- F - Tubular Latch
- G - Tubular Latch Faceplate
- H - Tubular Latch Strike Plate
- I - Metal Spring Assist Sub-Rose
- J - Privacy Locking Block Machine Screw (For Privacy ONLY)
- K - Privacy Locking Block Locking Stopper (For Privacy ONLY)
- L - Privacy Locking Block (For Privacy ONLY)
- M - Thru-Bolt Machine Screws with Locking Washer (2)
- N - Finished Rose
- O - Privacy Locking Pin (For Privacy ONLY)
- P - Washer Installation Tool
- Q - Emergency Release Key

(55° Latch Parts)

- R - Adaptor R
- S - Spindle (Teardrop groove positioned towards set screw)
- T - Tubular Latch
- U - Tubular Latch Faceplate
- V - Adaptor V



DRAWINGS NOT TO SCALE

Prodigy Latchsets Product Data

FOR PRODUCTS SHOWN ON PAGES 24-27.

FINISH CODES




3
Polished Brass, Lacquered



3A
Polished Brass, Unlacquered*



US4
Satin Brass, Lacquered



5
Antique Brass, Lacquered**




10B
Black, Oil-Rubbed, Lacquered




14
Polished Nickel Plated, Lacquered



15
Satin Nickel Plated, Lacquered



26
Polished Chrome Plated



26D
Satin Chrome Plated***



TB
Tuscan Bronze, Lacquered

***3A** Only available for 434, 458, 565 & 955 with Traditional rose.

****5** Only available for 566, 936, 955 and 956.

*****26D** Only available for 912, 925, 930 & 935 with Modern, Rectangular or Square rose.

How to Order Prodigy

EXAMPLE: PASSAGE/PRIVACY

All sets shipped standard for 2 3/8" backset and 1 3/8" door thickness and Full Lip strike.

Design	Rose Option	Levers Only*	Latch	Strike	Function	Finish
895	AR /	X	238	F	PA	15
Lever or Knob Item#	TD = Traditional MD = Modern AR = Arched RT = Rectangular SQ = Square		238 = 2 3/8" Backset 234 = 2 3/4" Backset	F = Full Lip Strike T = "T" Strike	See Function Codes (Page 98)	See Finish Codes (Above)


*Also include an "X" when ordering knobs with a 28° latch.

Product order number would be **895AR/X238F.PA15**
or **895AR/R.SD15** for a single dummy.

CLASSICO Latchsets Product Data

Knob & Lever Latchsets

- 2³/₈" (standard) and 2³/₄" backsets available.
- Supplied for 2³/₈" backset and 1³/₈" door thickness unless otherwise specified.
- Rose diameters:
3265 (reeded) = 2⁷/₈" dia.
4320 (floral) = 2⁹/₁₆" dia.
- All lever latchsets meet ADA accessibility requirements.
- Each set consists of solid brass knobs or levers, thru-bolted rose mechanisms, finished rose covers, latch, strike, faceplate, spindle, all necessary mounting screws, installation template and instructions.

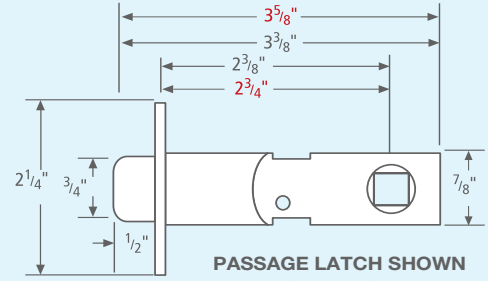
 All OMNIA lever latchsets meet ADA accessibility requirements.

Tubular Latch Features

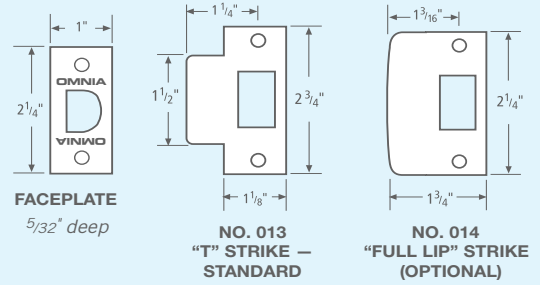
- 28° to retract latch rotation.
- Tough, non-rusting materials used throughout. Face covers and strikes are solid brass. No. 013 "T" strike supplied as a standard or No. 014 "Full Lip" strike as an option. Specify when ordering.

Functions

- **PA – Passage:** Latch operates by knob or lever from either side of door.
- **PR – Privacy:** Push pin provided for privacy inside room. Emergency release hole for outside room. Emergency release key also provided.
- **SD – Single Dummy:** Trim on one side of door only. Surface mounted. Knob or lever with rose. For pair dummy, order two single dummies.

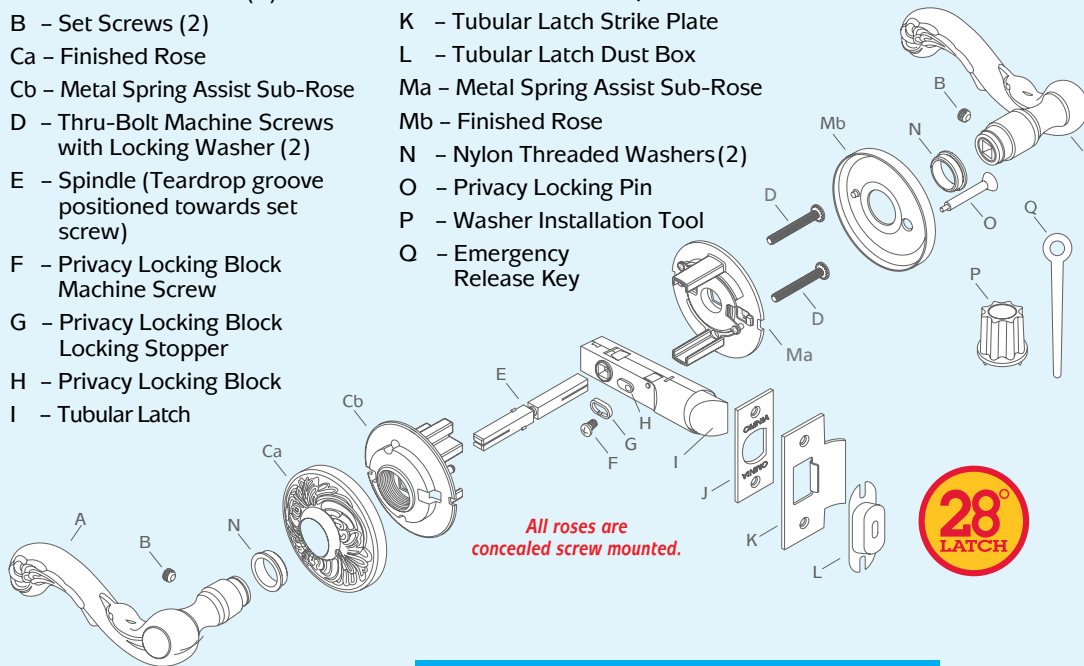


PASSAGE LATCH SHOWN
SPECIFY 2³/₈" OR 2³/₄" BACKSET.



Latchset Component List

- A – Door Knob/Lever (2)
- B – Set Screws (2)
- Ca – Finished Rose
- Cb – Metal Spring Assist Sub-Rose
- D – Thru-Bolt Machine Screws with Locking Washer (2)
- E – Spindle (Teardrop groove positioned towards set screw)
- F – Privacy Locking Block Machine Screw
- G – Privacy Locking Block Locking Stopper
- H – Privacy Locking Block
- I – Tubular Latch
- J – Tubular Latch Faceplate
- K – Tubular Latch Strike Plate
- L – Tubular Latch Dust Box
- Ma – Metal Spring Assist Sub-Rose
- Mb – Finished Rose
- N – Nylon Threaded Washers (2)
- O – Privacy Locking Pin
- P – Washer Installation Tool
- Q – Emergency Release Key



DRAWINGS NOT TO SCALE

FINISH CODES

- BAS**
Siena Brass, Lacquered
- BPS**
Venetian Nickel, Lacquered
- D**
Florentine Brass, Lacquered
- ETR**
Etruscan Bronze, Lacquered



How to Order Classico

EXAMPLE:

All sets shipped standard for 2³/₈" backset and 1³/₈" door thickness and T strike.

PASSAGE/PRIVACY

Design	Rose Option	Latch	Strike	Thickness	Function	Finish
251	FL /	238	T	38	PA	ETR
Lever or Knob Item #	FL = Floral RE = Reeded	238 = 2 ³ / ₈ " Backset 234 = 2 ³ / ₄ " Backset	T = "T" Strike F = Full Lip Strike	38 = 1 ³ / ₈ " 34 = 1 ¹ / ₄ "	See Function Codes (Above)	See Finish Codes (Above)

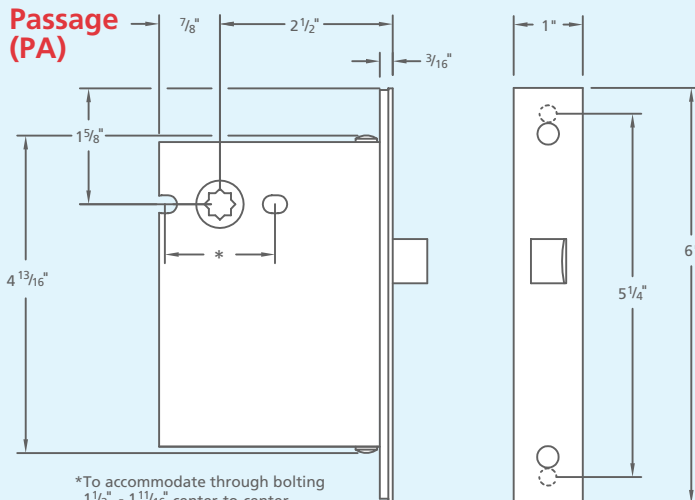
Product order number would be **251FL/238T38.PA.ETR** or **251FL/L.SD.ETR** for a single dummy.

Interior Mortise Locks Product Data

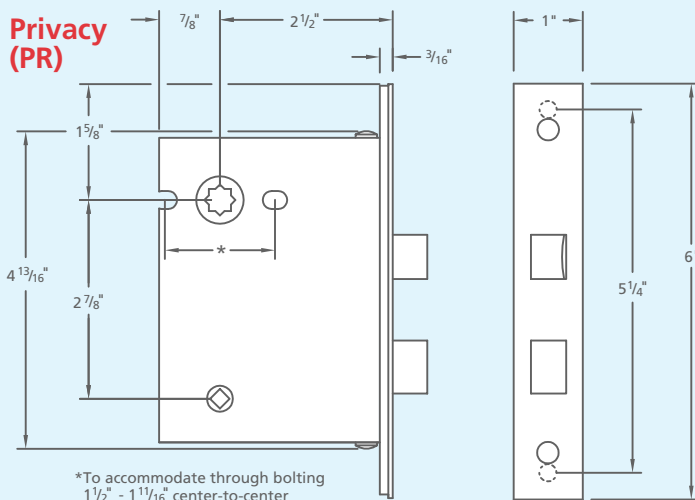
3500/3600 Series Specifications

Lever locks come standard with HUB ADJUST feature, to keep levers level.

- **Case:** $\frac{3}{4}$ " thick heavy gauge steel.
- **Armor Front:** Adjustable bevel. Made from brass, bronze or stainless steel.
- **Latch Bolt:** $\frac{7}{16}$ " throw. Brass or stainless steel for standard locks or magnetic latch locks.
- **Deadbolt:** $\frac{1}{2}$ " throw. Brass or stainless steel.
- **Thumbturn Hub:** $\frac{3}{16}$ " (5 mm) on the diamond.
- For interior doors.
- Passage and privacy functions available.
- 3500 (knob) and 3600 (lever) series with a vertical spacing of $2\frac{7}{8}$ " between the lever and turnpiece.
- Standard lever high. Optional lever low (must specify).
- $2\frac{1}{2}$ " standard backset (for door stiles starting at 3")
Other backsets available upon request.



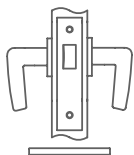
DRAWINGS NOT TO SCALE



Functions

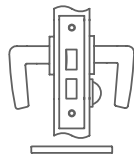
PA – Passage

Latchbolt operates by lever, either side.



PR – Privacy

Latchbolt operates by knob or lever, either side. Deadbolt operates by turnpiece inside and optional emergency key outside.



FINISH CODES

FINISH	DESCRIPTION	CODE
US3	Polished Brass, Lacquered	3
US3A	Polished Brass, Unlacquered	3A
US4	Satin Brass, Lacquered	4
US5	Antique Brass, Lacquered	5
US5A	Antique Bronze, Unlacquered	5A
US10B	Black, Oil-Rubbed, Lacquered	10B
US14	Polished, Nickel Plated, Lacquered	14
US15	Satin, Nickel Plated, Lacquered	15
US26	Polished Chrome Plated	26
US26D	Satin Chrome Plated	26D

How to Order Interior Mortise Locks

EXAMPLE:

Design	Rose Option	Function	Handing	Finish
368	M / IML	PA	R	10B
Lever or Knob Item #	M = Round S = Square M50 = 2" Round S50 = 2" Square	(Interior Mortise Lock) PA = Passage PR = Privacy	L = Left-Handed R = Right-Handed	See Finish Codes (Left)

Product order number would be **368M/IML.PA.R10B**
or **368M/0.SD10B** for a single dummy.

Design	Rose Option	Rose Size	Function	Handing	Finish
753	ED	50 / IML	PA	R	4
Lever or Knob Item #	BD = Beaded ED = Edged ML = Milled	50 = 50 mm 67 = 67 mm	(Interior Mortise Lock) PA = Passage PR = Privacy	L = Left-Handed R = Right-Handed	See Finish Codes (Left)

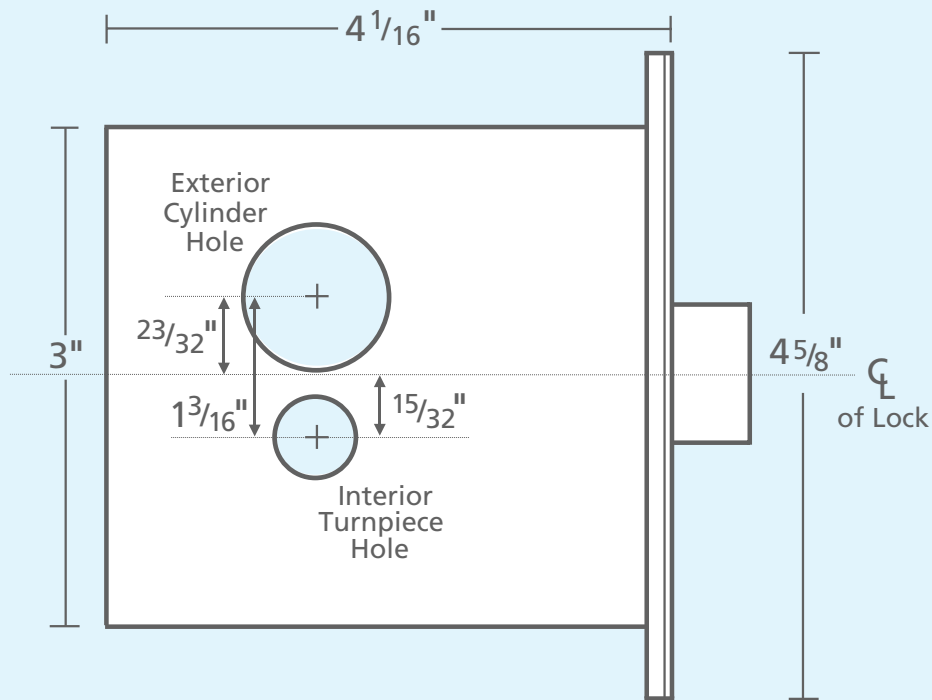
Specify lever high or lever low when ordering.

Product order number would be **753ED50/IML.PA.R4**
or **753ED50/0.SD4** for a single dummy.

Mortise Deadlocks Product Data

Specifications

- **Backset:** Available with 2³/₄" backset standard. 2¹/₂" backset special order only.
- **Doors:** 1³/₄" thick with 4¹/₂" minimum stile as standard. For doors over 1³/₄" thick, please specify door thickness.
- **Case:** Heavy wrought steel with zinc dichromate finish for corrosion resistance. 4" w x 3" h
- **Front:** Adjustable armored steel front, with 1¹/₈" w x 4⁵/₈" h solid brass or stainless steel faceplate for all lock bodies.
- **Deadbolt:** 1" proj. x 5/8" thick x 1¹/₁₆" h full throw stainless steel.
- **Springs:** High carbon steel.
- **Strike:** Solid brass or stainless steel strike plate. 1¹/₈" w x 3¹/₂" h
- **Cylinder:** Solid brass from bar stock. Made in USA. Schlage® "C" keyway supplied as standard, with two OMNIA nickel silver keys. When applicable, cylinder collars are supplied with compression spring. Available on special orders with a variety of other keyways and key combinations.
- **Keying:** Specify Keyed Alike (KA) when needed. Master/Grand/Construction keying available at additional cost.



Auxiliary Deadbolts Product Data

Specifications

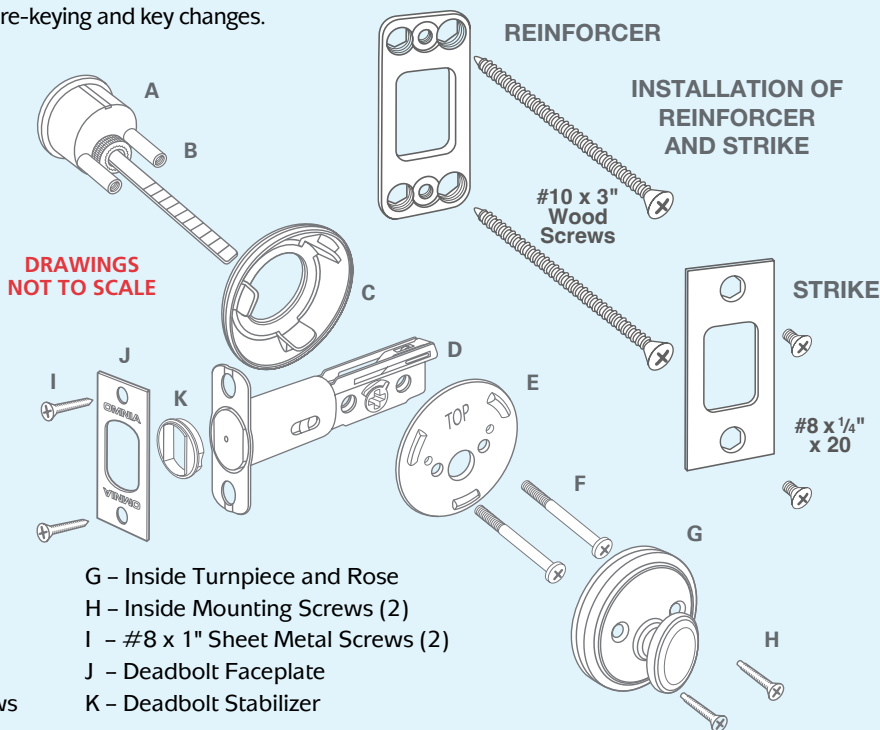
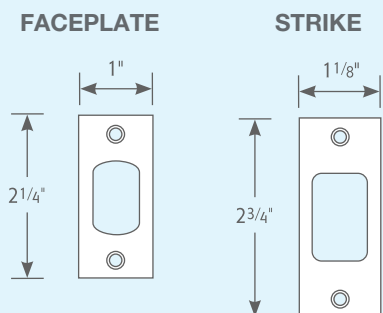
- Available in 2³/₈" or 2³/₄" backsets. Please specify backset at time of order.
- Available for 1³/₈" or 1³/₄" thick doors. Please specify door thickness at time of order. **For doors 2" thick or thicker, please call OMNIA for additional charges that may apply.**
- Suitable for most pre-existing bores for cylindrical locks.
- Supplied with Schlage® "C" keyway as a standard. Available on special order with a variety of other keyways and key combinations.
- Deadbolt employs a rim cylinder for ease of re-keying and key changes.

Lock Functions

- **A** – Activated by key outside and turnpiece inside.
- **AC** – Activated by key only from either side.
(For stainless steel auxiliary deadbolts only.)

Supplied With:

- 2³/₄" x 1¹/₈" x 3³/₁₆" armored strike reinforcement.
- All parts shown in schematics below.



Auxiliary Deadbolt Component List

Shown as "A" Function

- A – Rim Cylinder
- B – Standoffs
- C – Outside Collar
- D – Deadbolt Latch
- E – Inside Rim Cylinder Mounting Plate
- F – Rim Cylinder Hardened Thru-Bolt Screws
- G – Inside Turnpiece and Rose
- H – Inside Mounting Screws (2)
- I – #8 x 1" Sheet Metal Screws (2)
- J – Deadbolt Faceplate
- K – Deadbolt Stabilizer

FINISH CODES

FINISH	DESCRIPTION	CODE
US3	Polished Brass, Lacquered	3
US3A	Polished Brass, Unlacquered	3A
US4	Satin Brass, Lacquered	4
US5	Antique Brass, Lacquered	5
US5A	Antique Bronze, Unlacquered	5A
US10B	Black, Oil-Rubbed, Lacquered	10B
US14	Polished, Nickel Plated, Lacquered	14
US15	Satin, Nickel Plated, Lacquered	15
US26	Polished Chrome Plated	26
US26D	Satin Chrome Plated	26D
US32D	Satin Stainless Steel	32D

FINISH	DESCRIPTION	CODE
SB	Shaded Bronze, Lacquered	SB
TB	Tuscan Bronze, Lacquered	TB
BAS	Siena Brass, Lacquered	BAS
BPS	Venetian Nickel, Lacquered	BPS
D	Florentine Brass, Lacquered	D
ETR	Etruscan Bronze, Lacquered	ETR
PBL	PVD Black	PBL
PDB	PVD Dark Bronze	PDB
PSG	PVD Satin Gold	PSG
PTT	PVD Titanium	PTT

How to Order Auxiliary Deadbolts

EXAMPLE:

Design
MODDB

Function
A

Door Thickness
34

Backset
38

Finish
26

A = Key Outside x Turnpiece Inside
AC = Key Both Sides (for Stainless Steel Auxiliary Deadbolt only)

38 = 1³/₈" Thick
34 = 1³/₄" Thick

38 = 2³/₈" Backset
34 = 2³/₄" Backset

See Finish Codes (Above)

Product order number would be **MODDBA34.38.26**

Mortise Locksets Product Data

Mortise & Deadbolt Solid Brass Backplates (except where noted)

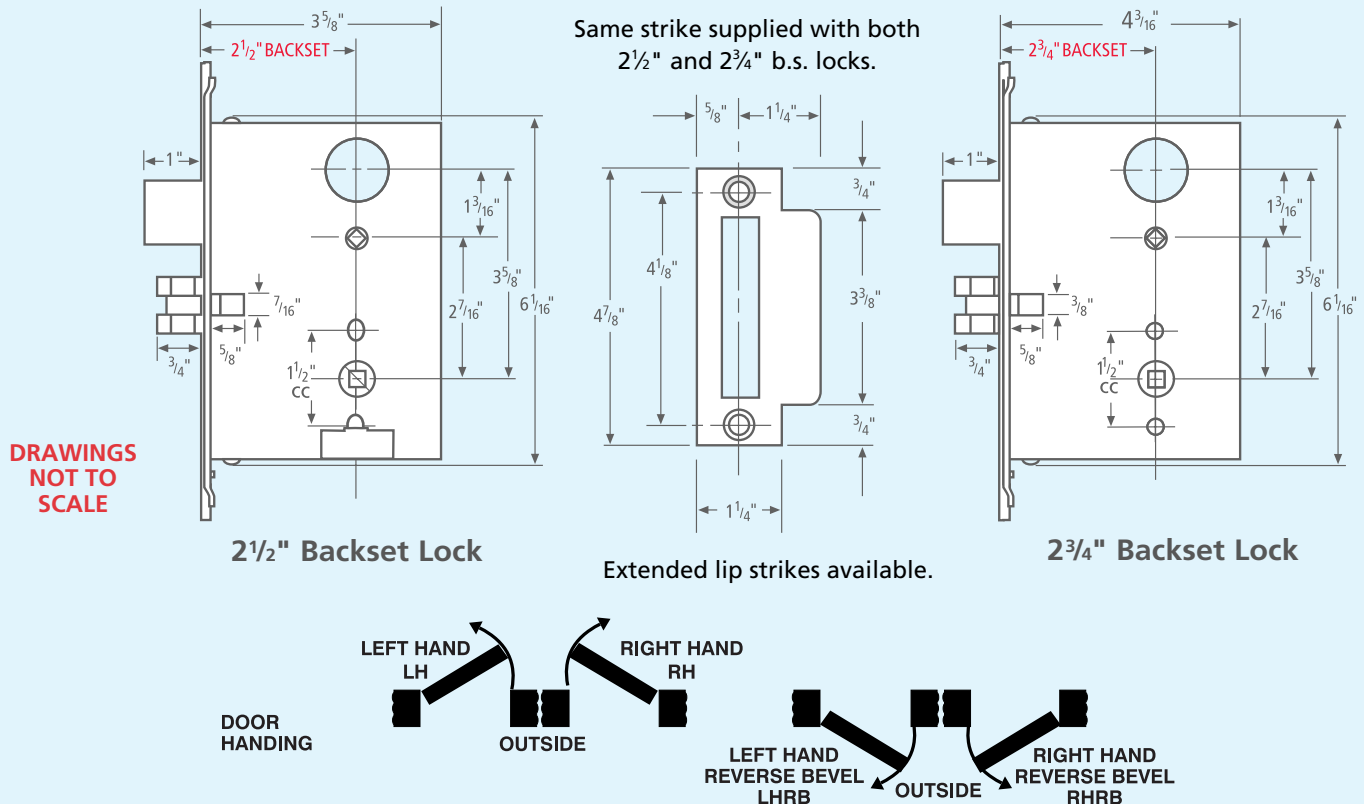
1000 Series	Traditional Roses	2 ⁵ / ₈ " diameter x 9 ⁹ / ₁₆ "	12000 Series	Stainless Steel Backplates	10 ⁹ / ₁₆ " x 2 ¹ / ₂ " x 5 ⁵ / ₁₆ "
2000 Series	Modern Roses	2 ⁹ / ₁₆ " diameter x 3 ³ / ₈ "	24000 Series	Roped Backplates	10 ⁵ / ₈ " x 2 ⁷ / ₁₆ " x 3 ³ / ₈ "
2000S Series	Square Roses	2 ⁹ / ₁₆ " square x 7 ¹ / ₁₆ "	25000 Series	Beaded Backplates	10 ⁵ / ₈ " x 2 ³ / ₈ " x 5 ⁵ / ₁₆ "
4000 Series	Modern Backplates	8 ¹ / ₄ " x 2" x 1 ¹ / ₄ "	53000 Series	Ornate Backplates	13 ⁷ / ₈ " x 2 ⁷ / ₈ " x 3 ³ / ₈ "
11000 Series	Traditional Backplates	10 ⁵ / ₈ " x 2 ³ / ₈ " x 5 ⁵ / ₁₆ "	57000 Series	Ornate Backplates	14" x 3" x 3 ³ / ₈ "
12000 Series	Brass Backplates	10 ⁹ / ₁₆ " x 2 ³ / ₈ " x 5 ⁵ / ₁₆ "			

Mortise Locksets



Available with two backset options — 2¹/₂" or 2³/₄". Please specify when ordering.

- **Backset:** Available with two backset options: 2¹/₂" or 2³/₄". Please specify backset on order.
- **For Doors:** 1³/₄" thick as standard. For doors over 1³/₄" thick, please specify door thickness.
 - 2¹/₂" b.s.: with 3⁷/₈" minimum stile
 - 2³/₄" b.s.: with 4¹/₂" minimum stile
- **Case:** Heavy wrought steel with zinc dichromate finish for corrosion resistance.
 - 2¹/₂" b.s.: 3⁵/₈" x 6¹/₁₆" x 1⁵/₁₆"
 - 2³/₄" b.s.: 3¹⁵/₁₆" x 6¹/₁₆" x 1⁵/₁₆"
- **Front:** Adjustable armored steel front, with 8" x 1¹/₄" solid brass faceplate for all lock bodies. Finished to match trim.
- **Latchbolt:** Two-piece anti-friction design made from solid brass. Both lock bodies with 1" x 5⁵/₈" x 3³/₄" full throw.
- **Deadbolt:**
 - 2¹/₂" b.s.: 1³/₁₆" x 9⁹/₁₆" x 1" full throw solid brass with sawproof insert.
 - 2³/₄" b.s.: 1¹/₈" x 1¹/₂" x 1" full throw stainless steel.
- **Springs:** High carbon steel.
- **Strike:** Solid brass curved lip strike. 4⁷/₈" x 1¹/₄" x lip 1¹/₄" to center. Finished to match trim. Dust box supplied as standard. Extended lip strikes available.
- **Hand:** When ordering specify right or left hand, and reverse bevel if applicable. Reversing instructions available.
- **Cylinder:** Solid brass from bar stock. Made in USA. Schlage® "C" keyway supplied as a standard, with two OMNIA nickel silver keys. When applicable, cylinder collars are supplied with compression spring. Available on special order with a variety of other keyways and key combinations.
- **Keying:** Specify Keyed Alike (KA) when needed. Master / Grand / Construction keying available at additional cost.
- **Safety Standards:** 2¹/₂" and 2³/₄" b.s.: UL Listed 3 Hour (R13846). Grade 1 certified to ANSI/BHMA A156.13.2005 standard — exceeding 5 million cycles at independent third party test facility.



Mortise Locksets Product Data

Mortise Locksets

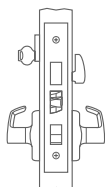
Available with two backset options — 2½" or 2¾". Please specify when ordering.

All lever entry sets provide a lever outside and a lever inside with matching rose or backplate. If the outside trim is a lever with plate, the inside trim will match. If the outside trim is a lever with rose, the inside trim will be a lever with rose. The same is true for sets employing knobs. For additional trim options, see our Latchsets section.

Functions

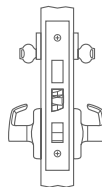
A – Standard Entry ANSI# F08

Latchbolt operates by knob or lever from either side except when outside trim is locked by stopbutton; then opens by key outside, by knob or lever inside. Deadbolt activated by key outside and by turnpiece inside.



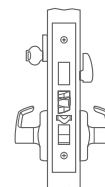
AC – Double Cylinder Entry

Latchbolt operates by knob or lever from either side except when outside trim is locked by stopbutton; then opens by key outside, by knob or lever inside. Deadbolt activated only by key from either side.



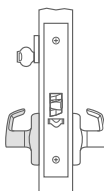
F – Panic-Proof Entry ANSI# F12

Latchbolt operates by knob or lever from either side except when outside trim is locked by stop button. Deadbolt activated by key outside and turnpiece inside. Turning of inside knob or lever will retract both deadbolt and latchbolt at the same time.



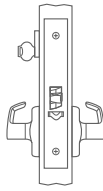
EW – Storeroom ANSI# F07

Latchbolt operates by knob or lever inside and by key outside. The outside knob or lever is rigid. Auxiliary latchbolt deadlocks latchbolt.



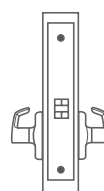
J – Classroom ANSI# F05

Latchbolt operates by knob or lever either side except when outside knob or lever is locked or unlocked by key in the cylinder. Auxiliary latchbolt deadlocks latchbolt.



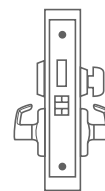
N – Passage

Latchbolt operates by knob or lever either side.



L – Privacy ANSI# F02

Latchbolt operates by knob or lever either side. Deadbolt by turnpiece inside and emergency key outside. Turning of inside knob or lever will retract both deadbolt and latchbolt at the same time.



Additional lock functions are available, including electrification. Please contact OMNIA for pricing and availability.

Commercial Installations: Please specify when ordering locksets for commercial use. Dummy applications are *not* recommended for commercial use.

Made
In
U.S.A.



All OMNIA lever latchsets meet ADA accessibility requirements.

Sectional Trim Mortise Locksets

When ordering mortise locksets with sectional trim, please note: Locks in the **1000 Series**, will be supplied with the rose as shown with that specific model knob or lever in the Latchset section of this catalog (traditional, beaded, ornate or roped). Locks in the **2000 Series**, will be supplied with the modern rose as shown with that specific knob or lever in the Latchset section of this catalog. Locks in the **2000S Series** will be supplied with the square rose as shown below.

1000 Series



2000 Series



2000S Series



Mortise Locksets Product Data

FINISH CODES

FINISH	DESCRIPTION	ORDERING CODE
US3	Polished Brass, Lacquered	1
US3A	Polished Brass, Unlacquered	3A
US4	Satin Brass, Lacquered	US4
US5	Antique Brass, Lacquered	5
US5A	Antique Bronze, Unlacquered	5A
US10B	Black, Oil-Rubbed, Lacquered	10B
US14	Polished, Nickel Plated, Lacquered	14
US15	Satin, Nickel Plated, Lacquered	15
US26	Polished Chrome Plated	2
US26D	Satin Chrome Plated	3
US32D	Satin Stainless Steel	32D
SB	Shaded Bronze, Lacquered	4
BAS	Siena Brass, Lacquered	BAS
BPS	Venetian Nickel, Lacquered	BPS
D	Florentine Brass, Lacquered	D
ETR	Etruscan Bronze, Lacquered	ETR
PBL	PVD Black	PBL
PDB	PVD Dark Bronze	PDB
PSG	PVD Satin Gold	PSG
PTT	PVD Titanium	PTT

How to Order Mortise Locksets

EXAMPLE: ACTIVE

Plate	Design	Function	Backset	Handing	Finish
11	055	A	00	L	15
Product Series # (example: 11000 = 11)	Lever or Knob Item #	See Function Codes (Page 105)	00 = 2¾" Backset 0025 = 2½" Backset	L = Left-Handed R = Right-Handed	See Finish Codes (Above)

Product order number would be **11055A00L15** or **11055SD00L15** for a single dummy.

For doors over 1¾" thick, please specify door thickness.
For doors 2" thick or thicker, please call OMNIA for additional charges that may apply.

Deadbolt Locksets Product Data

Tubular Deadbolt with Mortise Cylinder

- Available with backset of 2³/₈" or 2³/₄".
- Supplied for 2³/₈" backset and 1³/₄" door thickness unless otherwise specified.
- Fits narrow stiles of less than 4".
- For 2³/₈" backset, stile width can be as narrow as 3⁵/₈".
- For 2³/₄" backset, stile width can be as narrow as 4".
- Suitable for most pre-existing bores for cylindrical locks.
- Full 1" throw deadbolt.
- Supplied with Schlage® "C" keyway as a standard. Available on special order with a variety of other keyways and key combinations.
- Deadbolt employs standard mortise cylinder for ease of re-keying and key changes.

Finish Codes

Deadbolt locksets are available in the same finishes as our Mortise Locksets. See page 106 for Finish Codes grid.

Tubular Latch Features

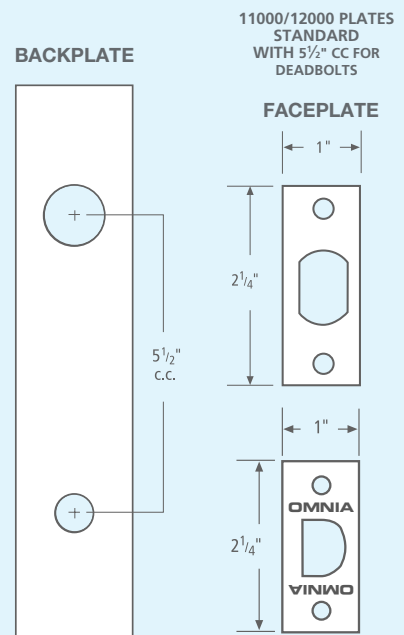
- All dimensions are standard for most replacement installations.
- Tough, non-rusting materials used throughout. Face covers and strikes are solid brass.
- Critical interior parts are made of solid brass.
- For over fifty-five years OMNIA's latches have been opening and closing millions of doors all around the world.

Specify either 2³/₈" or 2³/₄" backset.

Functions

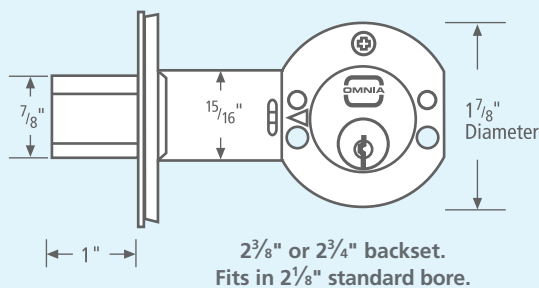
- **A – Standard Deadbolt Locksets:** Latchbolt operates by knob or lever from either side. Deadbolt activated by key outside and turnpiece inside.
- **AC – Double Cylinder Deadbolt Locksets:** Latchbolt operates by knob or lever from either side. Deadbolt activated only by key from either side.

Auxiliary deadbolt kits (with collar) are also available. See pages 39-41.

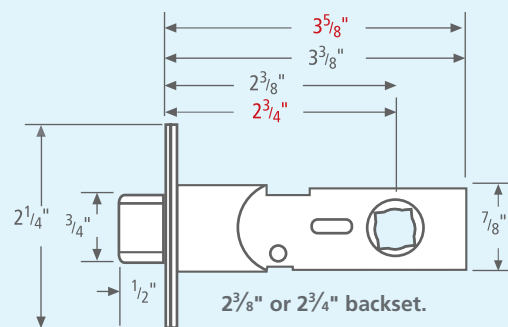


DRAWINGS NOT TO SCALE

HIGH SECURITY DEADBOLT



HEAVY DUTY TUBULAR LATCH



How to Order Deadbolt Locksets

EXAMPLE:

	Plate	Design	Function	Center-to-Center*	Backset	ACTIVE Finish
D	11	055	A	55	34	15
(For all Deadbolts)	Series #	Lever or Knob Item #	A = Key Outside x Turnpiece Inside AC = Key Both Sides	00 = 3 ⁵ / ₈ " C.C. 55 = 5 ¹ / ₂ " C.C.	38 = 2 ³ / ₈ " Backset 34 = 2 ³ / ₄ " Backset	See Finish Codes (Page 106)

* 11000 & 12000 plates only available with 5¹/₂" center-to-center. 24000 & 25000 plates only available with 3⁵/₈" center-to-center.

Product order number would be **D11055A55.34.15** or **D11055SD55L15** for a single dummy.

OMNIA + level Product Data

Level Bolt Technical Specifications

- **Sizes:** 2 3/4" or 2 3/8" backset (Level Bolt has an adjustable backset)
- **Power requirements:** 1 CR2 lithium 3-volt battery
- **Battery life:** 1 year (under typical conditions)
- **Audio:** multi-tone chimes
- **Wireless:** Bluetooth Low Energy
- **Operating temperature:** -20° to 60° C
- **Weather resistance:** IPX4 water resistance
- **Testing:** testing to ANSI grade 1/A standards
- **Languages:** English
- **Requirements:** iOS or Android device
- **Remote connectivity:** Apple HomeKit and Amazon Sidewalk

Auxiliary Deadbolt

- Will work on 1 3/4" thick doors or thicker.

Deadbolt with Plate

- Will work on 1 3/8" thick doors or thicker.

FINISH CODES

FINISH	DESCRIPTION	ORDERING CODE
US3	Polished Brass, Lacquered	3
US3A	Polished Brass, Unlacquered	3A
US4	Satin Brass, Lacquered	4
US5A	Antique Bronze, Unlacquered	5A
US10B	Black, Oil-Rubbed, Lacquered	10B
US14	Polished Nickel Plated, Lacquered	14
US15	Satin Nickel Plated, Lacquered	15
US26	Polished Chrome Plated	26
US26D	Satin Chrome Plated	26D
US32D	Satin Stainless Steel	32D
PBL	PVD Black	PBL
PDB	PVD Dark Bronze	PDB
PSG	PVD Satin Gold	PSG
PTT	PVD Titanium	PTT

How to Order OMNIA + level Products

EXAMPLE of SMART AUXILIARY DEADBOLT:

	Design	Function	Door Thickness	Finish
L	TRADDB	A	134	26
<i>Supplied with Level Bolt Smart Lock</i>	<i>Auxiliary Deadbolt Item #</i>	<i>A = Key Outside x Turnpiece Inside</i>	<i>134 = 1 3/4" Thick</i>	<i>See Finish Codes (Above)</i>

Product order number would be **L.TRADDBA134.26**

EXAMPLE of SMART DEADBOLT LOCKSETS WITH PLATE:

	Plate	Design	Function	Backset	Strike	Finish	
L	D	12	943	238	T	15	
<i>Supplied with Level Bolt Smart Lock</i>	<i>Deadbolt</i>	<i>11 = 11000 Plate 12 = 12000 Plate</i>	<i>Lever or Knob Item #</i>	<i>A = Key Outside x Turnpiece Inside</i>	<i>238 = 2 3/8" Backset 234 = 2 3/4" Backset</i>	<i>T = "T" Strike F = Full Lip Strike</i>	<i>See Finish Codes (Above)</i>

Product order number would be **L.D12943A.238T.15**

EXAMPLE of SMART ENTRANCE HANDLESET:

	Design	Function	Design	Backset	Strike	Finish
L	URBAN	F	12	238	F	32D
<i>Supplied with Level Bolt Smart Lock</i>	<i>Metro or Urban</i>	<i>F = Panic Proof Entry (Key Outside x Turnpiece Inside)</i>	<i>Lever Item #</i>	<i>238 = 2 3/8" Backset 234 = 2 3/4" Backset</i>	<i>T = "T" Strike F = Full Lip Strike</i>	<i>See Finish Codes (Above)</i>

Product order number would be **L.URBAN.F12.238F.32D**

Narrow Backset Locksets

Product Data

Narrow Backset Mortise Lock Specifications

- **Backsets:** Available with two backset options – 1 1/2" and 2". Other backset options available. Please specify when ordering. Available for levers only. Specify right hand or left hand. Not reversible.

Solid Brass Backplates

- 60000 Series** 1 1/16" x 1 3/4" x 1/4" proj.
- 64000 Series** 8 1/4" x 2" x 1/4" proj.
- 65000 Series** 9 1/2" x 1 9/16" x 3/8" proj.

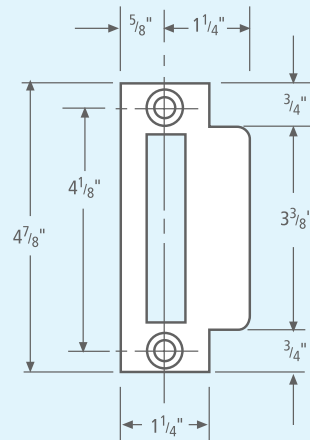
Case: Heavy gauge plated steel.

- 1 1/2" b.s.: 6 1/16" x 2 5/16" x 3/4"
- 2" b.s.: 6 1/16" x 2 13/16" x 3/4"

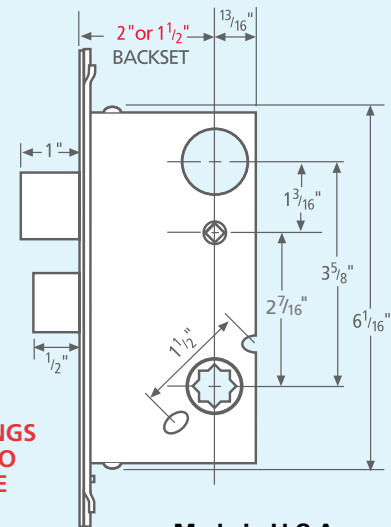
Accommodates thru-bolted roses.

- **Front:** Adjustable armored steel front, with 8" x 1 1/4" solid brass faceplate for both bodies. Finished to match trim.
- **Latchbolt:** Solid brass with 1/2" x 1" x 1/2" throw.
- **Deadbolt:** Solid brass with 1/2" x 3/4" x 1" throw.
- **Strike:** Solid brass curved lip strike. 4 7/8" x 1 1/4" x lip 1 1/4" to center. Finished to match trim. Dust box

Same strike supplied with both 1 1/2" & 2" b.s. locks.



Extended lip strikes are available.



DRAWINGS NOT TO SCALE

Made in U.S.A.

supplied as standard. Extended lip strikes available.

- **Cylinder:** Solid brass from bar stock. Made in USA. Schlage® "C" keyway supplied as a standard, with two OMNIA nickel silver keys. When applicable, cylinder collars are supplied with compression spring.

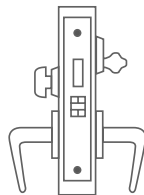
Available on special order in a variety of keyways and key combinations.

- **Keying:** Specify Keyed Alike (KA) when needed. Master / Grand / Construction Keying available at additional cost.

Functions

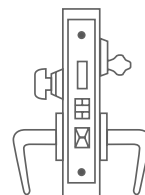
B – Entry

Shipped Standard
Latchbolt by lever either side. Deadbolt by key outside and turnpiece inside. No locking rocker switch; hubs always operable.



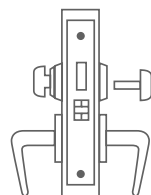
A – Single Cylinder

Latchbolt by lever either side except when outside lever is locked by the rocker switch in the front; then by key outside, lever inside. Deadbolt by key outside and turnpiece inside.



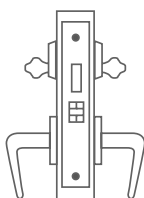
L – Privacy

Latchbolt by lever either side. Deadbolt by turnpiece inside and emergency key outside.



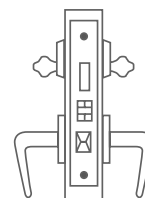
BAC – Entry Double Cylinder

Latchbolt by lever either side. Deadbolt by key either side. No locking rocker switch; hubs always operable.



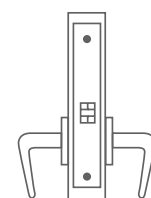
AC – Double Cylinder

Latchbolt by lever either side except when the outside lever is locked by the rocker switch in the front; then by key outside, lever inside. Deadbolt by key either side.



N – Passage

Latchbolt by lever either side.



How to Order Narrow Backset Locksets

EXAMPLE:

Plate
60

Series #

Design
231

Lever Item #

Function
A

See Function Codes Above

Backset
15

15 = 1 1/2" Backset
20 = 2" Backset

Handing
L

L = Left-Handed
R = Right-Handed

ACTIVE

Finish
I

See Finish Codes (Page 106)*

*See individual product entries for available finishes.

Product order number would be **60231A15L1** or **60231SD00L1** for a single dummy.

Pocket Door Hardware Product Data

(For Items 7012, 7035, 7036, 7037 and 7039)

Pocket Door Lockset Specifications


- **Backset:** 2 1/2"
- **For Door Thickness:** 1 3/4" thick as a standard, adjustable for 1 3/8" thick. For doors thicker than 2 1/4", contact customer service for availability and additional cost. **(7012 can only be used on 1 3/4" thick doors.)**
- **Case:** 1130/L (Privacy) and 1330/PD (Pair Dummy): 6 3/4" high x 3 9/16" deep. 1230/N (Passage): 3 7/8" high x 3 7/16" deep. Stamped from heavy wrought steel with zinc dichromate finish for corrosion resistance.
- **Front:** Armored steel front adjustable for beveled doors, with an 8" x 1" solid brass faceplate. (1230/N: 5 1/2" x 1" solid brass faceplate.) Finished to match trim.
- **Deadbolt:** 1/2" thick x 1 1/4" high x 1" throw, stainless steel, finished with US32D or PVD US4.
- **Pull:** 1/2" thick x 2" high x 1 1/4" throw, stainless steel, finished with US32D or PVD US4. Push button ejected with spring assistance.
- **Strike:** Stainless steel for US32D or brass and plated finish to match trim. Black plastic dust box supplied as a standard.
- **Cylinder:** Solid brass from bar stock, Schlage® "C" keyway with two OMNIA nickel silver keys.

ALL MOUNTING SCREWS ARE SUPPLIED WITH SETS.

Functions

- **L – Privacy:** Flushcups (2) with emergency release outside x thumbturn inside, and includes lockbody
- **A – Entry:** Flushcups (2) with cylinder outside x thumbturn inside, and includes lockbody. (1 3/4" minimum door thickness)
- **N – Passage:** Flushcups (2) blank, and includes lockbody
- **PD – Pair Dummy:** Flushcups (2) blank, and includes lockbody
- **0 – Flushcup Only:** Flushcup (1) blank

Note:
Edge Pull 7653 is also available. See page 75.













Function Codes

- /0 after style # = Flushcup only
- /N after style # = Lockbody with two flushcups
- /L after style # = Lockbody with turnpiece and emergency release
- /A after style # = Lockbody with turnpiece and keyed entry
- /PD after style # = Lockbody with two flushcups

See our website for all lockbody dimensions and schematics.

FINISH CODES

 3 Polished Brass, Lacquered	 3A Polished Brass, Unlacquered	 US4 Satin Brass, Lacquered	 5 Antique Brass, Lacquered	 10B Black, Oil-Rubbed, Lacquered
 14 Polished Nickel Plated, Lacquered	 15 Satin Nickel Plated, Lacquered	 26 Polished Chrome Plated	 26D Satin Chrome Plated	 32D Stainless Steel <i>(Only available for 7012)</i>

7012 model is only available in US32D.

How to Order Pocket Door Hardware

EXAMPLE:

(Only for: 7012, 7035, 7036, 7037 and 7039)

Design
7035
Item #

/

Function
L
See Function Codes (Above)

.

Finish
26
See Finish Codes (Above)

Product order number would be
7035/L.26

Multipoint Trim Product Data

FOR PRODUCTS SHOWN ON PAGES 77-80.

PRODUCT DATA

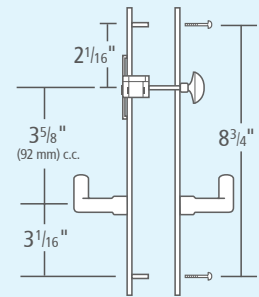
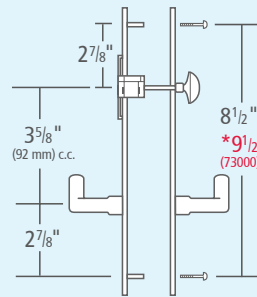

American Cylinder Above (ACA)

Solid Brass Designs

Stainless Steel

71000 & 72000 Dimensions
73000 Differs in height only*

74000 Dimensions



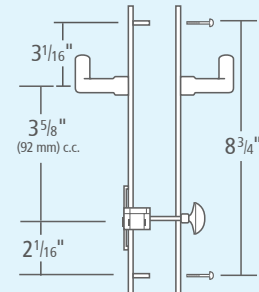
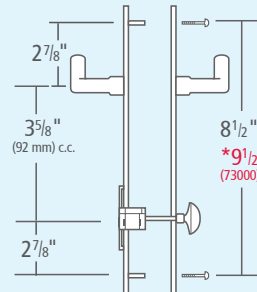

American Cylinder Below (ACB)

Solid Brass Designs

Stainless Steel

71000 & 72000 Dimensions
73000 Differs in height only*

74000 Dimensions



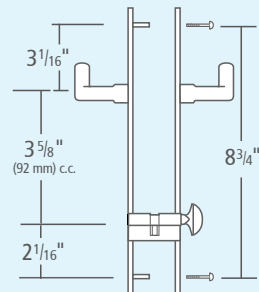
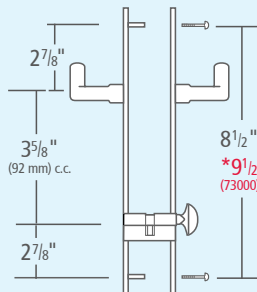

European Cylinder Below (ECB)

Solid Brass Designs

Stainless Steel

71000 & 72000 Dimensions
73000 Differs in height only*

74000 Dimensions



Turnpiece & Cylinder Components

American Cylinder Above (ACA) & American Cylinder Below (ACB)



No. 103
Ships standard with 71000 plate for American Cylinder.



No. 102
Ships standard with 72000 or 74000 plate for American Cylinder.



No. 6000
Ships standard with 73000 plate for American Cylinder.



No. 1599
American Cylinder



American Cylinder Collar
MPCH/RA (Rect.)
MPCH/OA (Oval)

European Cylinder Below (ECB)



No. 805/41
European Cylinder
Turnpiece only for patio function



No. 805/82
European Cylinder
Turnpiece cylinder by key for entrance



European Cylinder Collar
MPCH/RP (Rect.)
MPCH/OP (Oval)

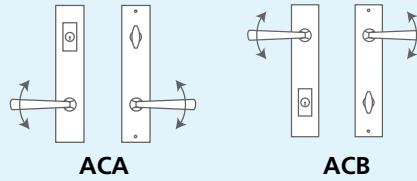
Multipoint Trim Product Data

Functions

ENTRY – ACA or ACB, with American Cylinder

Set includes:

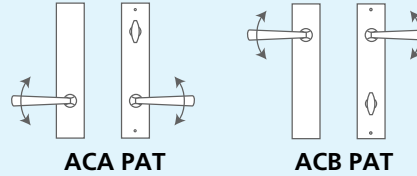
- | | |
|--|---|
| (2) Backplates | (1) American Cylinder with a lazy tailpiece |
| (1) Cylinder Collar mounted 3 5/8" (92 mm) c.c. above or below the lever handles | (1) Turnpiece |
| (2) Levers with spindles | (2) Thru-bolt screws |



Active levers both sides. Key outside, by turnpiece inside.

PAT – Patio Function for ACA or ACB

- | | |
|--------------------------|----------------------|
| (2) Backplates | (1) Turnpiece |
| (2) Levers with spindles | (2) Thru-bolt screws |

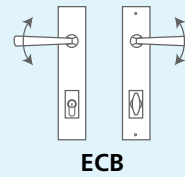


Active levers both sides. Turnpiece inside.

ENTRY – ECB, with European (Profile) Cylinder

Set includes:

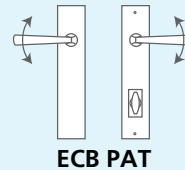
- | | |
|--|--|
| (2) Backplates | (1) European Profile Cylinder with key outside, turnpiece inside |
| (2) Cylinder Collars mounted 3 5/8" (92 mm) c.c. below the lever handles | (2) Thru-bolt screws |
| (2) Levers with spindles | |



Active levers both sides. Key outside, by turnpiece inside.

PAT – Patio Function for ECB

- | | |
|--------------------------|------------------------|
| (2) Backplates | (1) Turnpiece Cylinder |
| (2) Levers with spindles | (2) Thru-bolt screws |



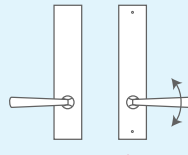
Active levers both sides. Turnpiece inside.

PDA – Pair Dummy Active for ACA, ACB or ECB

Set includes:

- | |
|--------------------------|
| (2) Backplates |
| (2) Levers with spindles |
| (2) Thru-bolt screws |

Active lever inside, by inactive lever outside.



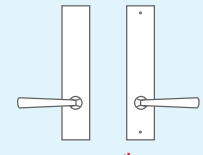
PDA*

PD – Pair Dummy for ACA, ACB or ECB

Set includes:

- | |
|--------------------------|
| (2) Backplates |
| (2) Levers with spindles |
| (2) Thru-bolt screws |

Inactive levers both sides.



PD*

*Drawing shows ACA only. Also available as ACB or ECB.

Thru-Bolting Mounting Screws are in a fixed location and cannot be modified. In some cases, new thru-bolting holes are required to be drilled at 8 1/2" (216 mm) c.c. (9 1/2" (242 mm) c.c. for 73000 plate). In most cases, our backplates will cover any existing thru-bolting holes. Our trim is intended to replace standard trim shipped by most door manufacturers.

Backplate Dimensions

71000 SERIES

- 9 3/8" (244 mm) Long
- 1 3/4" (44 mm) Wide
- 1/2" (12.5 mm) Projection
- 8 1/2" (216 mm) c.c. Thru-Bolting

72000 SERIES

- 9 13/16" (250 mm) Long
- 2" (50 mm) Wide
- 1/2" (12.5 mm) Projection
- 8 1/2" (216 mm) c.c. Thru-Bolting

73000 SERIES

- 11" (280 mm) Long
- 1 5/8" (40 mm) Wide
- 7/16" (10 mm) Projection
- 9 1/2" (242 mm) c.c. Thru-Bolting

74000 SERIES

- 10 5/8" (270 mm) Long
- 2 1/8" (55 mm) Wide
- 3/8" (19 mm) Projection
- 8 3/4" (222 mm) c.c. Thru-Bolting

How to Order Multipoint Trim

EXAMPLE:

<i>Plate</i>	<i>Design</i>	<i>Function</i>	<i>Handing</i>	<i>Finish</i>
71	055	ACA	L	15
<small>Series #</small>	<small>Lever Item #</small>	<small>See Function Codes Above</small>	<small>L = Left-Handed R = Right-Handed</small>	<small>See Finish Codes (Page 106)*</small>

*See individual product entries for available finishes.

Product order number would be **71055ACAL.15**

Entrance Handlesets Product Data

(Brass)

Solid Brass Mortise Lock Handleset Specifications

- **Backset:** 2 1/2" or 2 3/4". (2 1/2" b.s. shipped standard.)
- **Doors:** 3 7/8" minimum stile for 2 1/2" b.s. lock. 4 3/8" minimum stile for 2 3/4" b.s. lock. 1 3/4" thick as a standard. For doors over 1 3/4" thick, specify door thickness.
- **Case:** 2 1/2" b.s.: 3 5/8" x 6 1/16" x 1 5/16"
2 3/4" b.s.: 3 15/16" x 6 1/16" x 1 5/16"
Heavy wrought steel with zinc dichromate finish for corrosion resistance.
- **Front:** Armored steel front, adjustable for beveled conditions. With 8" x 1 1/4" solid brass faceplate. Finished to match trim.
- **Latchbolt:** 1" x 5/8" x 3/4" full throw. Solid brass with anti-friction design. US4 finish only.
- **Deadbolt:** 1 3/16" x 9/16" x 1" full throw. Solid brass, one-piece component with saw-proof insert. US4 finish only.
- **Springs:** High carbon steel.
- **Strike:** Solid brass curved lip strike. 4 7/8" x 1 1/4" x lip 1 1/4" to center. Finished to match trim. Dust box shipped with set.

Backplate Dimensions

Amagansett

Exterior: 21" x 2 7/8" x 3/8"

Interior: 13 7/8" x 2 7/8" x 3/8"

Georgica

Exterior: 22 1/8" x 3" x 3/8"

Interior: 14" x 3" x 3/8"

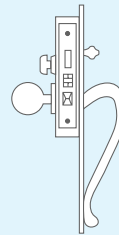
Conforms to requirements of ANSI / BHMA A156.13 Series 1000.



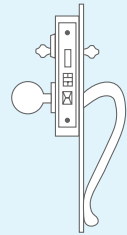
- **Hand:** Fully reversible. When ordering specify right hand or left hand, and if reverse bevel is needed.
- **Cylinder:** Solid brass from bar stock. Made in USA. Supplied with Schlage® "C" keyway as a standard and two OMNIA nickel silver keys. Ship standard Keyed Different (KD). Specify Keyed Alike (KA) when needed. Special keying available upon request.
- **Hubsize:** .290" (7 mm or 3/8") hub. Broached on the square position. Hub is on one side of the lock only.

Lock Function Options

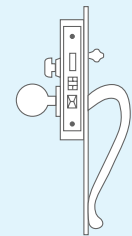
- **A – Standard:** Latchbolt operates by knob or lever inside, thumbpiece outside except when outside trim is locked by rocker switch; then opens by key outside, by knob or lever inside. Deadbolt activated by key outside and turnpiece inside.



- **AC – Double Cylinder:** Latchbolt operates by knob or lever inside, thumbpiece outside except when outside trim is locked by rocker switch; then opens by key outside, by knob or lever inside. Deadbolt activated only by key from either side.



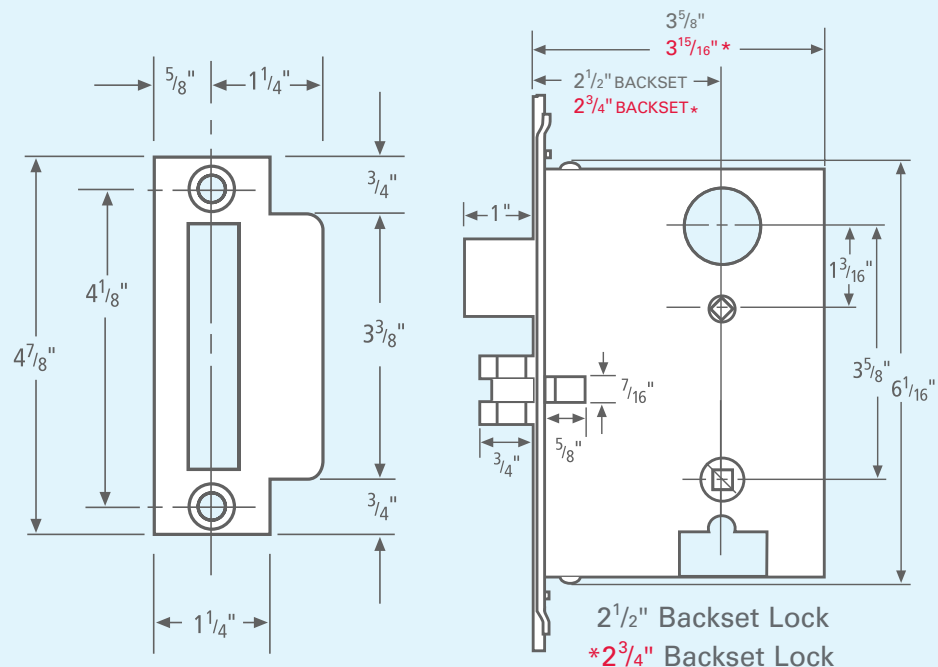
- **F – Panic Proof:** Latchbolt operates by knob or lever inside, thumbpiece outside, except when outside trim is locked by rocker switch. Deadbolt activated by key outside and turnpiece inside. Turning of inside knob or lever will retract both deadbolt and latchbolt at the same time.



Other functions available on request.

Dummy applications not recommended for commercial use.

DRAWINGS NOT TO SCALE



Same strike supplied with both 2 1/2" and 2 3/4" b.s. locks.

Entrance Handlesets Product Data (Brass)

FINISH CODES

FINISH	DESCRIPTION	ORDERING CODE
US3	Polished Brass, Lacquered	1
US15	Satin Nickel Plated, Lacquered	15
SB	Shaded Bronze, Lacquered	4
BAS	Siena Brass, Lacquered	BAS
BPS	Venetian Nickel, Lacquered	BPS
D	Florentine Brass, Lacquered	D
ETR	Etruscan Bronze, Lacquered	ETR

How to Order Brass Entrance Handlesets

EXAMPLE: ACTIVE

<i>Set Name</i> GEORGICA <small>Amagansett or Georgica</small>	<i>Function</i> A <small>See Function Codes (Page 113)</small>	<i>Interior Trim</i> 059 <small>See 3-Digit Interior Trim Option (Page 83)</small>	<i>Handing</i> R <small>L = Left-Handed R = Right-Handed</small>	<i>Finish</i> BAS <small>See Finish Codes (Above)</small>
---	---	---	---	--

Product order number would be *GEORGICA.A059RBAS* or *GEORGICA.PD059RBAS* for a pair dummy.

2 1/2" backset shipped standard. Specify 2 3/4" backset when ordering.

For doors over 1 3/4" thick, please specify door thickness.

For doors 2" thick or thicker, please call OMNIA for additional charges that may apply.

Deadbolt Handlesets Product Data

(Stainless Steel Metro & Urban Tubular Sets)

Available in two backsets – 2³/₈" or 2³/₄" (2³/₈" backset shipped standard). Please specify when ordering.

Features

- Our stainless steel tubular deadbolt handlesets each consist of a set of exterior trim, lever interior trim as selected, extra heavy duty tubular latch designed for levers and spindle, deadbolt assembly, cylinder, all necessary mounting screws and template.
- **Backset:** Available with two backset options – 2³/₈" or 2³/₄" (2³/₈" backset shipped standard). Please specify when ordering.

Lock & Trim Functions

- **F – Panic Proof:** Latchbolt operates by knob or lever inside, thumbpiece outside except when outside trim is locked by rocker switch. Deadbolt activated by key outside and turnpiece inside. Turning of inside knob or lever will retract both deadbolt and latchbolt at the same time.
- **PD – Pair Dummy:** Dummy trim is non-operating and is mounted on the inside and outside of the door. Shipped pre-assembled.
- **SDE – Single Dummy Exterior:** Dummy trim is non-operating and is mounted on the outside of the door. Thumbpiece is also non-operating. Shipped pre-assembled.
- **SDI – Single Dummy Interior:** Dummy trim is non-operating and is mounted on the inside of the door. Shipped pre-assembled.

FINISH CODES

FINISH	DESCRIPTION	CODE
US32D	Satin Stainless Steel	32D
PBL*	PVD Black	PBL
PDB*	PVD Dark Bronze	PDB
PSG*	PVD Satin Gold	PSG
PTT*	PVD Titanium	PTT

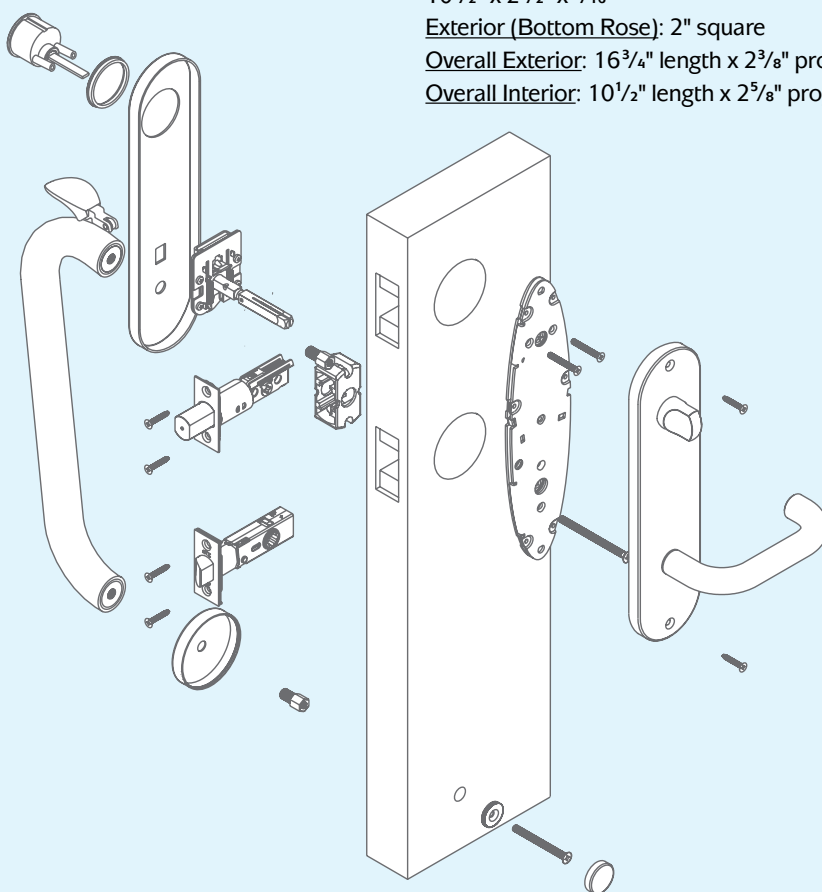
*Only available for Urban

Metro Dimensions

5¹/₂" center to center
Exterior (Top Plate) & Interior:
 10¹/₄" x 2⁹/₁₆" x 7¹/₁₆"
Exterior (Bottom Rose): 2¹/₁₆" dia.
Overall Exterior: 16⁷/₈" length x 3⁵/₁₆" proj.
Overall Interior: 10¹/₄" length x 2⁷/₈" proj.

Urban Dimensions

5¹/₂" center to center
Exterior (Top Plate) & Interior:
 10¹/₂" x 2¹/₂" x 7¹/₁₆"
Exterior (Bottom Rose): 2" square
Overall Exterior: 16³/₄" length x 2³/₈" proj.
Overall Interior: 10¹/₂" length x 2⁵/₈" proj.



How to Order Deadbolt Handlesets

EXAMPLE: ACTIVE

Design	Function	Interior Trim	Backset	Finish
URBAN	F	012	38	32D
Urban or Metro	See Function Codes Above	3-Digit Interior Trim Option (See Pages 84-85)	38 = 2 ³ / ₈ " Backset 34 = 2 ³ / ₄ " Backset	See Finish Codes (Above)

Product order number would be **URBAN.F012.38.32D**
 or **URBAN.PD012.32D** for a pair dummy.

For doors over 1³/₄" thick, please specify door thickness.

For doors 2" thick or thicker, please call OMNIA for additional charges that may apply.

Hinges Product Data

(For Standard Weight Hinges)

Available in standard weight with either ball or plain bearings to satisfy most applications. The hinges are all manufactured from solid brass extrusions, providing higher degrees of strength and tolerance.

General Information

- All hinges are shipped assembled with pins installed.
- Standard weight hinges are available in **ball bearing** or **plain bearing**.
- **Doors equipped with closers should always have ball bearing hinges.**
- Mounting templates are available. Do not use the hinges to make cut outs on metal doors and frames.
- Hinges are supplied with wood screws standard. **Machine screws are available upon request.**

Suggested Location of Hinges

- **Top Hinge:** 5" from jamb rabbit to top edge of hinge barrel.
- **Bottom Hinge:** 10" from bottom edge of hinge barrel to finished floor.
- **Middle Hinge:** Centered between the top and bottom hinges.

The above are U.S. standard procedures.

How to Determine Proper Hinge Height

Thickness of Door	Width of Door	Height of Hinges
1 3/8"	to 32"	3 1/2"
1 3/8"	Over 32" to 37"	4"
1 3/4"	to 36"	4" or 4 1/2"
1 3/4"	Over 36" to 48"	4 1/2"
2"-2 1/2"	Over 42"	4 1/2"*

*Minimum 4 hinges recommended.

Number of Hinges Required on Doors

Door Height	# Hinges Required
To 60"	2 Hinges
61" to 90"	3 Hinges
91" to 120"	4 Hinges

Finial Options

All finials, both top and bottom, screw in separately into the barrel. Hinges are shipped with button tips as standard on all orders. Pairs of acorn, ball, crown, steeple and urn finials are available at an additional cost. See page 88 for item numbers and prices.

Use the abbreviations below to specify your finial choice.

STYLE	FINIAL CODE
Button	BTN <i>Shipped standard</i>
Acorn	ACN
Ball	BAL
Crown	CRN
Steeple	STP
Urn	URN

FINISH CODES

OMNIA hinges are available in all of our popular finishes. Use the symbols below to specify the finish.

FINISH	DESCRIPTION	CODE
US3	Polished Brass, Lacquered	3
US3A	Polished Brass, Unlacquered	3A
US4	Satin Brass, Lacquered	4
US5A	Antique Bronze, Unlacquered	5A
US10B	Black, Oil-Rubbed, Lacquered	10B
US14	Polished Nickel Plated, Lacquered	14
US15	Satin Nickel Plated, Lacquered	15
US26	Polished Chrome Plated	26
US26D	Satin Chrome Plated	26D
SB	Shaded Bronze, Lacquered	SB

How to Order Hinges

EXAMPLE:

Style	Size	Finial	Finish
985	/ 4	BTN	. 14
985 = Plain Bearing 985BB = Ball Bearing	35 = 3 1/2"* 4 = 4" 45 = 4 1/2"	See Finial Codes (Above)	See Finish Codes (Above)

*Only available for Plain Bearing.

Product order number would be **985/4BTN.14**

Lock / Latch Components

TUBULAR LATCHES *(with Faceplates)*

Passage Sets

Product Code	Description	Hub Size	Price
105KPA38	2 ³ / ₈ " b.s. Passage knob latch	7 mm hub	\$50
105LPA38	2 ³ / ₈ " b.s. Passage lever latch	7 mm hub	\$50
107LPA38	2 ³ / ₈ " b.s. Passage lever latch	8 mm hub	\$50
105KPA34	2 ³ / ₄ " b.s. Passage knob latch	7 mm hub	\$50
105LPA34	2 ³ / ₄ " b.s. Passage lever latch	7 mm hub	\$50
107LPA34	2 ³ / ₄ " b.s. Passage lever latch	8 mm hub	\$50

Privacy Sets

Product Code	Description	Hub Size	Price
106KPR38	2 ³ / ₈ " b.s. Privacy knob latch	7 mm hub	\$55
106LPR38	2 ³ / ₈ " b.s. Privacy lever latch	7 mm hub	\$55
108LPR38	2 ³ / ₈ " b.s. Privacy lever latch	8 mm hub	\$55
106KPR34	2 ³ / ₄ " b.s. Privacy knob latch	7 mm hub	\$55
106LPR34	2 ³ / ₄ " b.s. Privacy lever latch	7 mm hub	\$55
108LPR34	2 ³ / ₄ " b.s. Privacy lever latch	8 mm hub	\$55

STRIKES & FACEPLATES *(Specify Function)*

Product Code	Description	Price
009	Faceplate for tubular latch	\$10
012	Faceplate for 2 ¹ / ₂ " & 2 ³ / ₄ " b.s. mortise lock. Specify function	\$30
013	"T" strike for tubular latch	\$6
014	"Full Lip" strike for tubular latch	\$6
015	Strike for 2 ¹ / ₂ " & 2 ³ / ₄ " b.s. mortise lock. Specify function	\$35
015/A-EL	Strike with 1 ¹ / ₂ " extended lip for 2 ¹ / ₂ " & 2 ³ / ₄ " b.s. mortise lock	\$64
015/A-EL2	Strike with 2" extended lip for 2 ¹ / ₂ " & 2 ³ / ₄ " b.s. mortise lock	\$64
019	Strike for tubular latch, 4 ⁷ / ₈ " ASA	\$30

SURFACE MOUNTED ROSES

Product Code	Rose Type	Description	Price
592/45	Traditional rose	1 ³ / ₄ " dia.	\$25
592/45D	Traditional rose	1 ³ / ₄ " dia. - dummy	\$36
592/55	Traditional rose	2 ³ / ₁₆ " dia.	\$28
592/55D	Traditional rose	2 ³ / ₁₆ " dia. - dummy	\$40
592B/45	Beaded rose	1 ³ / ₄ " dia.	\$26
592B/45D	Beaded rose	1 ³ / ₄ " dia. - dummy	\$37
592B/55	Beaded rose	2 ³ / ₁₆ " dia.	\$28
592B/55D	Beaded rose	2 ³ / ₁₆ " dia. - dummy	\$40
597/45	Modern rose	1 ³ / ₄ " dia.	\$26
597/45D	Modern rose	1 ³ / ₄ " dia. - dummy	\$41
836/00	Rectangular rose	2" h x 1 ⁵ / ₈ " w	\$33

TURNPIECES WITH ROSES

Product Code	Description	Price
065/00	Beaded turnpiece 1 ¹ / ₄ " x 3 ¹ / ₄ "	\$35
068/05	Ornate turnpiece 1 ⁷ / ₁₆ " x 1 ¹³ / ₁₆ "	\$36
102/04	Modern turnpiece 1 ¹ / ₂ " x 1 ¹ / ₄ "	\$42
102/624	Modern turnpiece w/ Square rose 1 ¹ / ₂ " x 1 ¹ / ₄ "	\$49
103/04	Modern turnpiece 1 ³ / ₄ " x 1 ¹ / ₂ "	\$40
104/04	Hamptons turnpiece 1 ⁵ / ₁₆ " x 1 ¹³ / ₁₆ "	\$93
105/04	Classico turnpiece 1 ⁵ / ₁₆ " x 1 ¹³ / ₁₆ "	\$93
9163/35TP	Traditional turnpiece 1 ³ / ₈ " x 1 ¹³ / ₁₆ "	\$48

CASSETTES

Product Code	Description	Price
401/PA62.32D	Stainless Steel Cassette including rose cover (Passage)	\$26
401S/PA62.32D	Stainless Steel Cassette including square rose cover (Passage)	\$52
402/PR62.32D	Stainless Steel Cassette including rose cover (Privacy)	\$26
402S/PR62.32D	Stainless Steel Cassette including square rose cover (Privacy)	\$52
981	Small Cassette Adapter Levers 7 mm	\$27
981/8	Small Cassette Adapter Levers 8 mm	\$27
982/LP	Large Cassette Adapter Low Profile (Standard) Levers 7 mm	\$27
982/LP-8	Large Cassette Adapter Low Profile Levers 8 mm	\$27
982/LP-K	Large Cassette Adapter Low Profile (Standard) Knobs 7 mm	\$27

Suggested retail prices effective February 1, 2023.

Lock / Latch Components

MORTISE LOCK BODIES

(with Faceplate & Strike)

Product Code	Description	Function	Price
001500A*	2½" b.s. handle set x knob	"A" function	\$328
001500EW*	2½" b.s. handle set x knob	"EW" function	\$328
001500F*	2½" b.s. handle set x knob	"F" function	\$328
001500J*	2½" b.s. handle set x knob	"J" function	\$328
001600A*	2½" b.s. handle set x lever	"A" function	\$328
001600EW*	2½" b.s. handle set x lever	"EW" function	\$328
001600F*	2½" b.s. handle set x lever	"F" function	\$328
001600J*	2½" b.s. handle set x lever	"J" function	\$328
001700A*	2½" b.s. knob x knob	"A" function	\$328
001700EW*	2½" b.s. knob x knob	"EW" function	\$328
001700F*	2½" b.s. knob x knob	"F" function	\$328
001700J*	2½" b.s. knob x knob	"J" function	\$328
001700L*	2½" b.s. knob x knob	"L" function	\$328
001700N*	2½" b.s. knob x knob	"N" function	\$328
001800A*	2½" b.s. lever x lever	"A" function	\$328
001800EW*	2½" b.s. lever x lever	"EW" function	\$328
001800F*	2½" b.s. lever x lever	"F" function	\$328
001800J*	2½" b.s. lever x lever	"J" function	\$328
001800L*	2½" b.s. lever x lever	"L" function	\$328
001800N*	2½" b.s. lever x lever	"N" function	\$328
002200A*	2¾" b.s. knob x knob	"A" function	\$328
002200EW*	2¾" b.s. knob x knob	"EW" function	\$328
002200F*	2¾" b.s. knob x knob	"F" function	\$328
002200J*	2¾" b.s. knob x knob	"J" function	\$328
002200L*	2¾" b.s. knob x knob	"L" function	\$328
002200N*	2¾" b.s. lever x lever	"N" function	\$328
002300A*	2¾" b.s. lever x lever	"A" function	\$328
002300EW*	2¾" b.s. lever x lever	"EW" function	\$328
002300F*	2¾" b.s. lever x lever	"F" function	\$328
002300J*	2¾" b.s. lever x lever	"J" function	\$328
002300L*	2¾" b.s. lever x lever	"L" function	\$328
002300N*	2¾" b.s. lever x lever	"N" function	\$328
008400A	1½" b.s. lever x lever	"A" function	\$615
008400B	1½" b.s. lever x lever	"B" function	\$545
008400N	1½" b.s. lever x lever	"N" function	\$531
008400L	1½" b.s. lever x lever	"L" function	\$545
008500A	2" b.s. lever x lever	"A" function	\$615
008500B	2" b.s. lever x lever	"B" function	\$545
008500N	2" b.s. lever x lever	"N" function	\$531
008500L	2" b.s. lever x lever	"L" function	\$545

***PLEASE SPECIFY HAND WHEN ORDERING**

MORTISE CYLINDERS FOR 2½" & 2¾" B.S. LOCKS†

Product Code	Size	Price
801/00	1 ⁵ / ₁₆ "	\$55
801/01	1"	\$55
801/02	1 ¹ / ₈ "	\$55
801/03	1 ¹ / ₄ "	\$55
801/04	1 ¹ / ₂ "	\$51
801/05	1 ³ / ₄ "	\$197
801/06	2"	\$214

† Specify the following:

- Keyed Alike or Keyed Different
- Mortise or Deadbolt
- Function

Suggested retail prices effective February 1, 2023.

Spindle / Set Screws / Washers

SPINDLES

Product Code	Description	Price
DS129/7-1"	7 mm dummy spindle for plates	\$11
DS129/8-1"	8 mm dummy spindle for plates	\$11
DSP-1SM	7 mm dummy subplate and spindle for small format roses	\$7
006HS/2.625"	2 ⁵ / ₈ " long mortise handle set spindle	\$11
007/3	3" 7 mm square spindle for passage	\$7
007/3-1/2	3 ¹ / ₂ " 7 mm square spindle for passage	\$7
007/4	4" 7 mm square spindle for passage	\$6
007/4-1/2	4 ¹ / ₂ " 7 mm square spindle for passage	\$6
007/5	5" 7 mm square spindle for passage	\$7
007X8MS/50	7 mm x 8 mm spindle for mortise or multi-point 7 mm lever	\$10
007X8MS/50 w/ conical spring	7 mm x 8 mm x 50 mm spindle w/ spring for mortise locks 7 mm lever to 8 mm hub	\$10
007X8MS/635 w/ conical spring	7 mm x 8 mm x 63.5 mm spindle w/ spring for mortise locks 7 mm lever to 8 mm hub	\$22
007X8MS/80 w/ conical spring	7 mm x 8 mm x 80 mm spindle w/ spring for mortise locks 7 mm lever to 8 mm hub	\$25
007X8MS/110 w/ conical spring	7 mm x 8 mm x 110 mm spindle w/ spring for mortise locks 7 mm lever to 8 mm hub	\$27
007SW/3	3" 7 mm swivel spindle for privacy	\$8
007SW/3.25	3 ¹ / ₄ " 7 mm swivel spindle for privacy	\$8
007SW/3.5	3 ¹ / ₂ " 7 mm swivel spindle for privacy	\$8
007SW/3.75	3 ³ / ₄ " 7 mm swivel spindle for privacy	\$8
007SW/4	4" 7 mm swivel spindle for privacy	\$7
007SW/4.25	4 ¹ / ₄ " 7 mm swivel spindle for privacy	\$7
007SW/4.5	4 ¹ / ₂ " 7 mm swivel spindle for privacy	\$7
007SW/4.75	4 ³ / ₄ " 7 mm swivel spindle for privacy	\$8
007SW/5	5" 7 mm swivel spindle for privacy	\$8
007SW/5.5	5 ¹ / ₂ " 7 mm swivel spindle for privacy	\$8
008MS/49	49 mm long x 8 mm sq. half spindle w/ conical spring for mortise 8 mm lever	\$9
008MS/70	70 mm long x 8 mm sq. half spindle w/ conical spring for mortise 8 mm lever	\$13
008/3-1/2	3 ¹ / ₂ " 8 mm solid spindle for passage	\$7
008/4	4" 8 mm solid spindle for passage	\$7
008/4-1/2	4 ¹ / ₂ " 8 mm solid spindle for passage	\$7
008SW/3.5	3 ¹ / ₂ " 8 mm solid spindle for privacy	\$8
008SW/4	4" 8 mm solid spindle for privacy	\$8
008SW/4.5	4 ¹ / ₂ " 8 mm solid spindle for privacy	\$8
008SW/5	5" 8 mm solid spindle for privacy	\$8

SET SCREWS

Product Code	Description	Price
002.02.CP	1/4" long 1/4" - 20 stainless steel cone point set screw	\$2

TOOLS

Product Code	Description	Price
HX5/64	5/64" hex key wrench for deadbolts	\$2
HX1/8	1/8" hex key wrench for door trim	\$2
HX1/8TH	1/8" hex key wrench w/plastic "T" handle	\$35

NYLON WASHERS FOR KNOBS & LEVERS

For Inactive/Dummy Sets (00, 67, 50)

Product Code	Description	Price
027-GLD	Gold	\$4
027-SLVR	Silver	\$4
027-BLK	Black	\$4

For Active Sets (00, 67, 50)

Product Code	Description	Price
027L-GLD	Gold	\$4
027L-SLVR	Silver	\$4
027L-BLK	Black	\$4

Suggested retail prices effective February 1, 2023.

OMNIA TERMS & CONDITIONS OF SALE

(as of February 1, 2023)

WARRANTIES

Limited Mechanical Warranty

OMNIA Industries, Inc. ("OMNIA") offers to the original owner a Limited Warranty that all OMNIA products shall be free of mechanical abnormality for the duration that the original owner inhabits the residence in which the product was originally installed.

Exclusions

Any OMNIA product having an abnormality due to improper installation, forced entry, failure to exercise normal maintenance or against the consequences of uses for which our products were not designed is not covered by this warranty. Additionally, if an OMNIA product or component part is used with a product that is not ours or a component part (such as an OMNIA lock or latch with non-OMNIA knobs, levers, escutcheons and roses), any warranty shall be null and void. Warranty does not cover normal wear and tear.

FINISH WARRANTIES

(Includes General Maintenance)

Stainless Steel

OMNIA warrants its stainless steel finish shall be free from abnormalities in material and workmanship from tarnishing or rusting for either five (5) years from date of purchase for interior use or one (1) year from the date of purchase on exterior doors only for the duration that the original owner inhabits the residence in which the product was originally installed. Exposure to certain chemical or environmental conditions may promote surface oxidation. Please be aware that this is not an abnormality in the stainless steel but a reaction on the surface of the finish to the chemical environment which can be removed with a stainless steel polish or an abrasive pad. **Surface oxidation is not considered an abnormality in the product.**

Stainless Steel PVD

The OMNIA PVD finishes use an advanced finishing technology (Physical Vapor Deposition) to create a finish highly resistant to the effects of weather and normal use. For OMNIA products purchased with PVD finishes, OMNIA warrants the finish shall be free from abnormalities in materials and workmanship from tarnishing, flaking or pitting for the **Lifetime** of the applicable product for the duration that the original owner inhabits the residence in which the product was originally installed. Although the OMNIA PVD finishes are highly resistant to the effects of weather and normal use, they do require periodic maintenance. A build-up may occur if it is not performed, which may create a haze or darker look to the finish. This is neither tarnish nor an abnormality in the PVD finish. OMNIA PVD finishes can be maintained simply by wiping with a soft cloth and glass cleaner; or as an alternative, a non-abrasive metal polish which can be purchased at any hardware store. Rubbing alcohol may also be used to clean the surface of PVD finishes. **DO NOT use metal polishes that contain abrasives.**

Remaining Finishes

OMNIA warrants its finishes (excluding unlacquered finishes, stainless steel and

stainless steel PVD) shall be free from abnormalities in materials and workmanship from tarnishing, flaking or pitting for either five (5) years from date of purchase for interior use, or one (1) year from the date of purchase for use on exterior doors only for the duration that the original owner inhabits the residence in which the product was originally installed. Only use a damp cloth to clean surface of finish to remove dirt and grime. **DO NOT use household cleaners and/or chemicals.**

Exclusions

Any OMNIA product having an abnormality due to neglect, misuse, abuse or unreasonable or extraordinary use or lack of normal maintenance is not covered by this warranty. In addition, any OMNIA product having an abnormality due to use of paints, solvents or other chemicals is not covered by this warranty. Discontinued products will not be covered by any warranty. Finishes will not be warranted for any OMNIA product installed on an exterior metal door.

FOR ALL WARRANTIES, PLEASE NOTE: OMNIA is not responsible for labor charges related to installation, repair or replacement of any product under this warranty. OMNIA's liability under this warranty shall not exceed the sale price of the product.

PRICES

Prices are subject to change without notice. Invoices will reflect prices in effect at the time of shipment. OMNIA is not responsible for errors and/or omissions which may appear in any printed material. Orders held by OMNIA because of credit status may be repriced to pricing in effect on date of order release by OMNIA Credit Department.

RETURNED GOODS

Products must be returned within 60 days of original invoice date. There is a minimum 25% restock fee, plus a freight charge, for all unused and undamaged items returned in original condition. All returns must be accompanied with a completed Return Goods Form (RGF). Any return which exceeds \$1,000 net requires prior authorization. If a factory defect is claimed, please contact OMNIA for replacement or authorization. Any credit due will be determined upon inspection. Reordered or replacement materials will be billed when shipped. Returns will be credited after inspection and approval. All returns must be shipped freight prepaid. COD returns will be refused. Special order or discontinued items will not be accepted for return.

ORDERS & SPECIFICATIONS

OMNIA has the right to not accept orders in part or whole if the quantity, finishes or prices requested are not suitable. Packing, weights, measurements and designs are subject to change without notice. All special factory orders are non-cancelable, non-returnable and non-refundable.

ORDER CHANGES

If there are items not readily available, OMNIA will ship and backorder. Items temporarily out of stock will be backordered and so indicated on invoice. Backorders must be canceled prior to shipment of product. Orders canceled after

shipment from OMNIA will incur freight charges and a 25% restocking charge. Address changes after shipment will incur freight charges.

DISCONTINUED ITEMS & D/O

OMNIA may discontinue product or alter specifications at any time without prior notification or obligation. D/O designates a product which will continue to be available as long as inventory remains, after which the product will be discontinued. This program is intended to help our customers anticipate future needs and to avoid bidding or taking orders on parts which may not be available in sufficient quantities when needed.

SHIPMENTS

Smaller orders, shipments destined outside the US borders, and **all specially quoted contract orders are shipped FOB Cedar Grove, NJ.** Cremona bolt orders do not qualify for prepaid shipments. Freight charges will apply to contract orders. Please refer to job quote. There will be a handling fee in addition to freight charges. (Drop ship orders incur a higher handling fee.) In certain instances, a fee for insurance coverage may be added. OMNIA will select the quickest and best routes available. Consignee assumes risk of loss or damage after shipments have been delivered to carrier. Claims must be filed with the transportation company. We cannot accept consignee or third party billing for any shipment.

OPEN ACCOUNTS

Established accounts will be maintained on open account terms as long as payments are kept current. New accounts must submit proper trade and bank references.

SAMPLE PROGRAM

Cabinet Hardware

Samples of cabinet pulls up to 6" and cabinet knobs up to 1 1/4" dia. are available free of charge with a \$10 shipping fee for each item ordered. A maximum of 3 samples can be ordered. If ordering more than one sample, the additional samples must all be different part numbers.

Door Hardware

Single dummy samples of door knobs and levers with a list price value up to \$75 are available free of charge with a \$20 shipping fee for each item ordered. For single dummy samples with a list price value of \$76 and over, there is a \$30 shipping fee for each item ordered.

For each sample ordered, you will receive a discount coupon in the amount of the shipping fee. For each \$100 list purchase made through an authorized OMNIA dealer, you may apply one discount coupon. Since there is no charge for the product samples themselves, they cannot be returned to OMNIA for product credit.

If you are interested in a sample of a product other than cabinet hardware or single dummies, please contact OMNIA for shipping costs.

An Authorized OMNIA dealer may request a complete **Dealer Terms & Conditions** by emailing info@OMNIAindustries.com.



In addition to the selection of latchsets and locksets shown in this catalog, OMNIA also offers beautifully crafted decorative cabinet hardware and architectural hardware. For a comprehensive view of all of our lines, please visit our website at:

www.OMNIAindustries.com





OMNIA

SINCE 1964

5 Cliffside Drive • Box 330
Cedar Grove, New Jersey 07009
Phone 973.239.7272
orders@OMNIAindustries.com
www.OMNIAindustries.com

