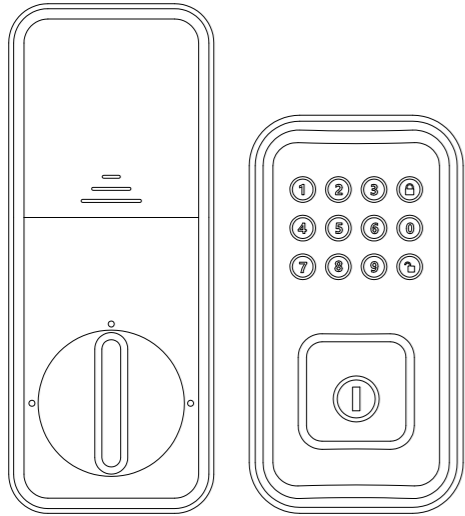


# COMNIA

## SMART LOCK

### Programming Instructions



ITEM NO.3111



### Factory default settings

SETTINGS	FACTORY DEFAULT
Master code	123456
Auto lock	Disabled
Silent mode	Disabled
Wrong code entry limit	5 times
Shutdown time	3 mins
Vacation mode	Disabled

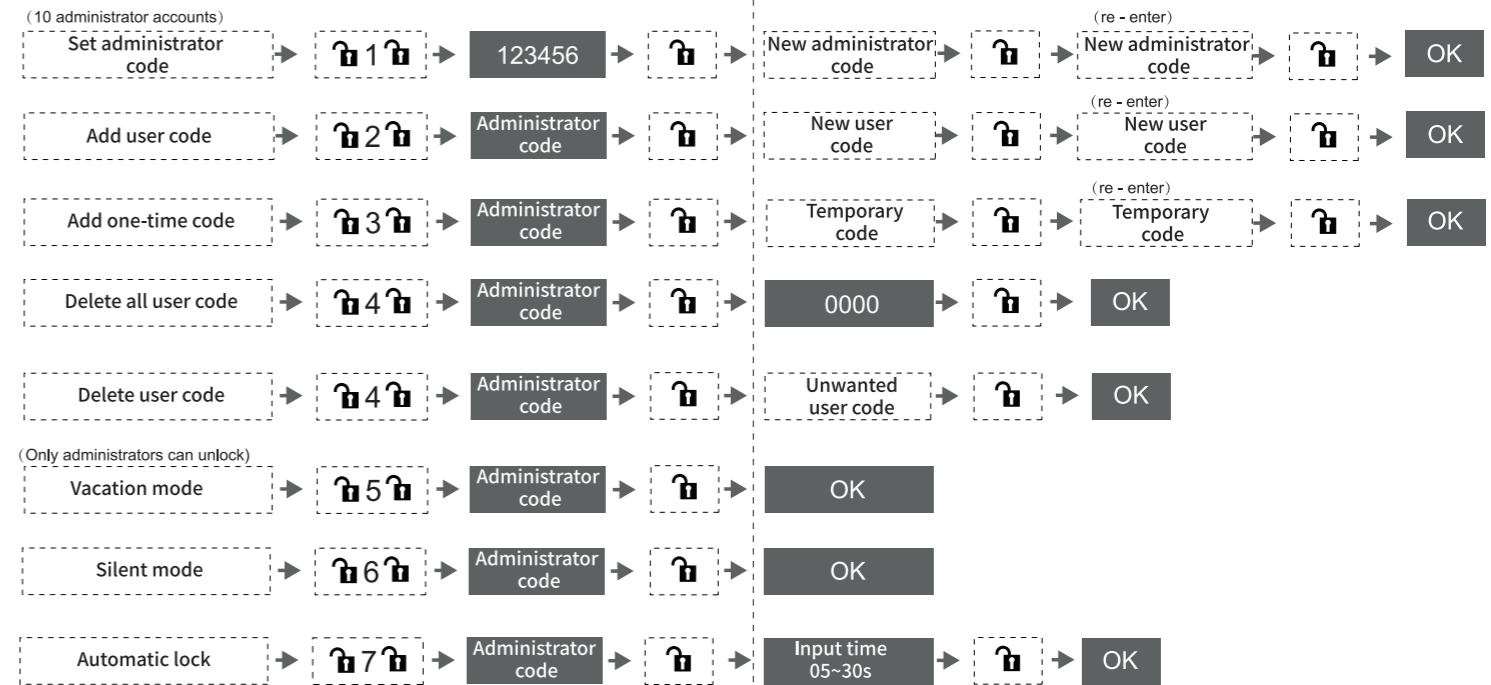
⚠ The default master code is 123456. It's required that you change it to a code of your own before programming.

ITEM	SPECIFICATIONS	REMARKS
Battery (Using only new and non-rechagerable alkaline batteries for the best results.)	AA alkaline battery x4 (Operation voltage:4.6~6.0V)	10 administrators 70 users 20 one-time codes

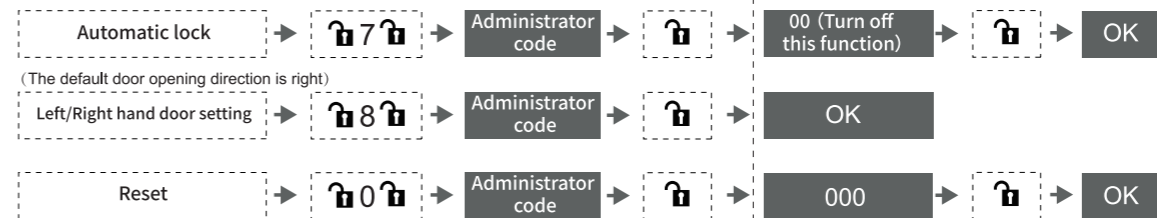
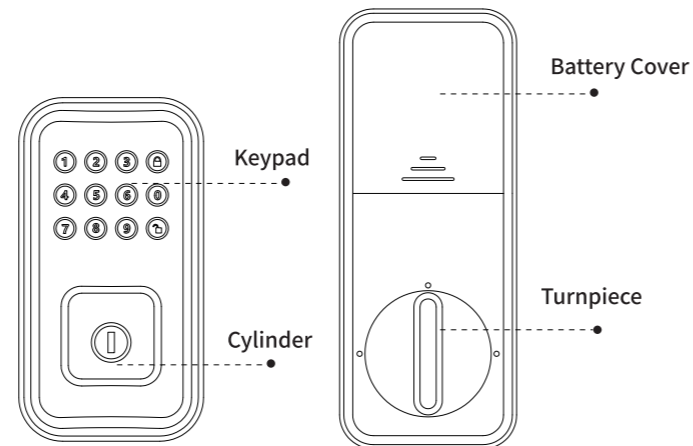
### Quick set up

⚠ When setting is unsuccessful, the indicator light will flash red.

⚠ The default master code is 123456. It's required that you change it to a code of your own before programming.



### Parts Illustrations



#### OTHER REMARKS:

- Press lock.
- Password + unlock.
- After 5 incorrect input times, the system locks and unlocks after 3 minutes.
- After the low voltage alarm, it can continue to be used for around 50 times to unlock, please replace old batteries with new ones as soon as possible.

### Information and Safety warnings

- ☆ Protect your user codes and master code.
- ☆ Restrict access to your lock's interior assembly and routinely check your settings to ensure they have not been altered without your knowledge.

1. Master PIN Code (6-8 digits), the default master pin code is "123456", it's required that you change it to a code of your own before programming.
2. User PIN Code (6-8 digits).

